COTTON ASSOCIATION OF INDIA

Established 1921

ISO 9001:2015



News Relating to Cotton and Textile Sector

Date-26-11-2026

Sr. No.	Topics	Page No.
News Relating to Cotton and Textile Sector		
1	CAI's Spot Rates- 26th November 2026	3
2	ICE Cotton Futures: 25th November 2026	4
3	Cotlook "A" Index: 25th November 2026	4
4	Jalgaon CCI Registrations Fall Sharply	4-5
5	Khargone Cotton Hits ₹9,355 per Quintal	6
6	ICE cotton gains for third straight session, defies tariff pressure	7-9
7	Union Agriculture Minister Shri Shivraj Singh Chouhan released the final production estimates of major agricultural crops for the year 2025-26 and the first advance estimates for the Kharif season of the year 2026-27.	9-12
8	France's manufacturing climate dips in November; textiles gain	12-13

ICE Cotton Futures: 25-11-2026

ICE COTTON CLOSE					25 Nov 2026	
CONTRACT MONTH	OPEN	HIGH	LOW	SETTLE	CHANGE	Op. Int.
Cotton (CT) - Quote: Cents/Pound - Contract Size: 50,000 Pounds.						
Dec-26	79.27	79.65	78.24	79.65	▲0.53	290
Mar-27	81.40	82.99	80.88	82.97	▲0.92	1,44,582
May-27	82.92	84.50	82.45	84.49	▲0.95	76,644
Jul-27	83.23	84.79	82.81	84.78	▲0.93	42,817
Oct-27	0.00	79.12	79.12	79.12	▲0.56	21
Dec-27	77.05	78.10	76.83	78.07	▲0.37	42,951
Mar-28	77.79	78.80	77.76	78.80	▲0.40	2,447

Cotlook Index: 25-11-2026

90.55 (+0.75)

Jalgaon CCI Registrations Fall Sharply

Thursday, 26th Nov. 2026, by Yash Chouhan, (Source: www.smartinfoindia.com)

Farmers' Interest in CCI Procurement Centers Declines in Jalgaon; Private Market Offers Up to ₹9,300; Sharp Drop in Registrations

Jalgaon: In Maharashtra's Jalgaon district, farmers are showing significantly less interest in government cotton procurement this year. The Cotton Corporation of India (CCI) has set the Minimum Support Price (MSP) for cotton—based on quality and fiber length—between ₹8,267 and ₹8,667 per quintal. Meanwhile, private traders are purchasing cotton at prices

reaching up to ₹9,300 per quintal. Attracted by these better rates, farmers are opting to sell their cotton in the open market rather than through government procurement centers.
Last year, 52,599 farmers in the district registered with the CCI's government procurement centers; however, this year, only 180 farmers have registered so far. This sharp decline in registrations reflects a waning interest among farmers in the government procurement system.

Registrations at Only 7 Out of 15 Centers

This year, the Pachora-Bhadgaon center has recorded the highest number of registrations, with 103 farmers signing up. Additionally, there are 25 registrations in Chalisgaon, 17 in Bodwad, 16 in Parola, 8 in Jamner, 8 in Bhusawal, and only 2 in Jalgaon. While the sum of these figures is 179, the total number of registrations is reported as 180; this discrepancy remains to be clarified. According to reports, no registrations have taken place at the remaining centers.

Last year, 52,599 farmers had registered, and approximately 55,000 quintals of cotton were procured from 23,809 of them. Initial data for this year indicates a substantial drop in the number of registrations. Difficulties with Online Registration Terms

According to cotton producers, farmers are showing less interest in registering at government procurement centers because they are receiving better prices from private traders compared to the government-mandated minimum support price (MSP). Furthermore, farmers are facing challenges due to issues such as the failure to update 'e-crop inspection' data in their land records (*satbara* documents) and the complex technical procedures involved in the online registration process.

Cotton Production Affected by Deficient Rainfall

This year, the district has experienced low rainfall and drought-like conditions, which have impacted cotton cultivation. While cotton sowing was projected to cover 546,933 hectares in the district, actual sowing took place on only about 430,000 hectares.

The lack of rainfall has hindered crop growth, and a decline in yield per acre is anticipated. This is likely to have a dual impact on farmers' incomes: on one hand, lower yields are reducing their total produce, while on the other, the availability of better prices in the private market is leading them to opt for the open market rather than government procurement centers.

Khargone Cotton Hits ₹9,355 per Quintal

Thursday, 26th Nov. 2026, by Yash Chouhan, (Source: www.smartinfoindia.com)

Cotton prices surge in Madhya Pradesh's Khargone and Barwaha mandis; reach ₹9,355 and ₹8,940 per quintal, respectively

Madhya Pradesh: Cotton prices strengthened on Wednesday in the agricultural produce markets (mandis) of Khargone and Barwaha. In the Khargone mandi, the maximum price for cotton was recorded at ₹9,355 per quintal—an increase of ₹55 over the previous day. Meanwhile, in the Barwaha mandi, the maximum price reached ₹8,940 per quintal. Market trends in both locations varied based on the levels of arrivals and demand.

Arrival of 24,000 quintals of cotton in Khargone mandi

On Wednesday, cotton arrivals at the Khargone agricultural produce mandi increased by 5,000 quintals, reaching a total of 24,000 quintals. The cotton, transported in approximately 1,300 vehicles, was put up for auction. On Tuesday, the mandi had recorded arrivals of 19,000 quintals, with a maximum price of ₹9,300 per quintal.

On Wednesday, the typical (model) price for cotton ranged between ₹9,000 and ₹9,350 per quintal, while the maximum price for high-quality cotton reached ₹9,355 per quintal—marking a single-day increase of ₹55 in the maximum price.

Cotton reaches ₹8,940 in Barwaha mandi

In the Barwaha agricultural produce mandi, the maximum price for cotton on Wednesday stood at ₹8,940 per quintal. The minimum price ranged between ₹8,400 and ₹8,500, while the model price was recorded at approximately ₹8,870 per quintal. Around 140 vehicles and 12 bullock carts arrived at the mandi carrying cotton.

Many farmers have held back their produce, anticipating better prices. As a result, the arrival of cotton in the mandi (market) remains limited. Market demand is providing support to prices.

Prices will depend on demand and arrivals

According to market experts, cotton prices are being supported by domestic and international demand, as well as the prevailing rates for lint and raw cotton (kapas). In the Khargone mandi, the maximum price for cotton remained above the Minimum Support Price (MSP) of ₹8,659 per quintal. In the coming days, cotton prices will depend on quality, arrival volumes, and market demand.

India rejects excess capacity claims, favours trade talks with US

Thursday, 26th Nov. 2026, (Source: www.fibre2fashion.com)

Insights
India has maintained that it does not have structural excess capacity in any sector amid the US Section 301 tariff proposal covering 14 economies. The government is examining the USTR notice and favours addressing trade-related concerns through ongoing bilateral trade negotiations. India remains committed to working closely with the US towards an early conclusion of the bilateral trade agreement.

India has called for trade concerns to be addressed through its bilateral trade negotiations with the United States. Responding to a US proposal to impose tariffs of up to 25 per cent on Indian goods, the government said it remains committed to an early agreement and reiterated that India has no structural excess capacity in any sector.

The tariff proposal follows an investigation by the Office of the United States Trade Representative (USTR) under Section 301 into manufacturing capacity and production in 14 economies, including India. The Indian government is examining the USTR's notice of determination and request for comments, the Ministry of Commerce and Industry said in a press statement.
The USTR proposed tariffs of up to 25 per cent on Indian goods, net of existing Section 301 tariffs and with exemptions for certain goods. It also proposed considering a rate of 17 per cent if India reaches a reciprocal trade agreement with the US that addresses the findings of the investigation.

India said it had engaged constructively throughout the investigation. The Department of Commerce set out its position on manufacturing capacity in its response to the opening notice and reiterated it in subsequent proceedings.

The ministry reaffirmed India's commitment to working closely with the US towards an early conclusion of the bilateral trade agreement, in line with the announcement on February 2, 2026 and the joint statement issued on February 7.

ICE cotton gains for third straight session, defies tariff pressure

Thursday, 26th Nov. 2026, (Source: www.fibre2fashion.com)

ICE cotton futures extended their recovery for a third consecutive session on Wednesday, November 25, 2026, reaching their highest levels in nearly two weeks. The market recovered from

early losses triggered by a stronger US dollar and fresh tariff proposals. Rising crude oil prices and strength in other agricultural commodities also supported cotton.

Insights
ICE cotton futures rose for a third session on November 25, with March 2027 up 1.12 per cent at 82.97 cents, a near two-week high.
Crude oil and agricultural commodity gains supported cotton, offsetting early pressure from a stronger dollar and new US tariff proposals.
Volume fell 17 per cent ahead of Thanksgiving, while inflation, monetary policy uncertainty and trade tensions may limit gains.



The March 2027 contract gained 92 points, or 1.12 per cent, to settle at 82.97 cents per pound, compared with 82.05 cents in the previous session. It touched an intraday high of 82.99 cents, the highest since November 13, and recorded its strongest settlement since October 23.

The March contract has gained 368 points over the past three sessions, more than offsetting last week's loss of 332 points. Other contracts advanced by 37–95 points, with nearby contracts leading the recovery. All contract months except July have recouped last week's losses, with July remaining just two points short.

Trading volume fell to 46,479 contracts, the lowest in five weeks, from 56,024 contracts in the previous session, marking a decline of around 17 per cent. Trading activity remained subdued ahead of the Thanksgiving holiday, with cotton futures scheduled for a shortened session on Friday.
According to market analysts, the initial decline appeared to reflect profit-taking and position adjustments ahead of the holiday. Stronger-than-expected US economic data subsequently strengthened the dollar, making US cotton more expensive for overseas buyers.

The US personal consumption expenditures (PCE) price index increased by 0.3 per cent month on month and 3.8 per cent year on year in October. Core PCE inflation stood at 3.3 per cent annually, exceeding market expectations of 3.2 per cent. Third-quarter GDP growth was revised to 4.3 per cent, while initial unemployment claims stood at 189,000, below the expected 200,000. Persistent inflation reinforced expectations of a restrictive monetary policy stance ahead of the Federal Reserve's December 8–9 meeting.

Risk aversion in equity markets and proposed additional US tariffs on major trading partners further weighed on market sentiment. The Nasdaq plunged by 4 per cent amid continued selling in artificial

intelligence-related stocks, while the S&P 500 also declined. The Dow Jones Industrial Average, however, advanced.

Meanwhile, crude oil prices strengthened amid renewed concerns over Middle Eastern supply disruptions after Iran reported that two tankers had struck sea mines in the Strait of Hormuz. Higher crude oil prices offered some support to cotton by increasing the cost of competing polyester fibre. Chicago soybean futures recovered on rising soymeal prices and expectations of strong export demand, while corn futures advanced on short-covering and bargain buying ahead of Thanksgiving. Market participants are now awaiting the US Department of Agriculture's (USDA) weekly export sales report, scheduled for Friday, a day later than usual due to Thanksgiving. Although cotton's recovery has brought prices close to the 83-cent mark, a stronger dollar, elevated inflation, monetary policy uncertainty and renewed trade tensions could limit further gains.

This morning (Indian Standard Time), March 2027 cotton traded at 82.97 cents per pound (up 0.92 cent). Cash cotton was quoted at 82.47 cents (down 0.08 cent), while the December 2026 contract traded at 79.65 cents (up 0.53 cent). The May 2027 contract traded at 84.49 cents (up 0.95 cent), the July 2027 contract at 84.78 cents (up 0.93 cent), and the October 2027 contract at 79.12 cents (up 0.56 cent). A few contracts remained at their previous closing levels, with no trading recorded so far today.

Union Agriculture Minister Shri Shivraj Singh Chouhan released the final production estimates of major agricultural crops for the year 2025-26 and the first advance estimates for the Kharif season of the year 2026-27.

Thursday, 26th Nov. 2026, (Source: www.pib.gov.in)

History created by the hard work of farmers: A new record of 3785.38 lakh tonnes of food grain production in 2025-26, India number 1 in 5 global crops – Shri Shivraj Singh

Farmers' courage overcame El Nino and drought: Kharif production estimated at 1671.43 lakh tonnes in 2026-27, 97.67 lakh tonnes more than the 5-year average – Shri Shivraj Singh

Indian rice is making waves globally: 5% jump in exports with record production, India ranks first in the world in rice, pulses and coarse grains production – Shri Shivraj Singh Chouhan

India's big leap in agriculture sector: Food grain production increased by 208.06 lakh tonnes in 2025-26, oilseeds also reached a historic level of 432.55 lakh tonnes – Shri Shivraj Singh

After bumper stocks of wheat and rice, now focus on pulses and oilseeds: National mission for self-reliance accelerated – Union Agriculture Minister Shri Shivraj Singh

PM Modi Agricultural revolution under leadership: India is the world leader in the production of

rice, pulses, jute, cereals and spices, second in wheat and cotton - Shri Shivraj Singh

Strong performance of Kharif crops despite unfavourable monsoon: In the first advance estimates, production of nutritious cereals is expected to be 381.05 lakh tonnes and oilseeds 239.47 lakh tonnes - Shri Shivraj Singh Chouhan

The aroma of Indian Basmati spreads from America to the Middle East: Record rice production of 1551.54 lakh tonnes has opened new doors for global exports - Shri Shivraj Singh

Final figures for 2025-26 confirm bumper production: Maize at 550.25 lakh tonnes, sugarcane at 5037.29 lakh tonnes and groundnut at 131.71 lakh tonnes - Shri Shivraj Singh

Crop diversification is changing the fortunes of farmers: Moong, mustard and groundnut have created new records - Shri Shivraj Singh Chouhan

Union Minister of Agriculture , Farmers Welfare and Rural Development , Shri Shivraj Singh Chouhan, today shared the historic achievements of the country 's agriculture sector while releasing the final production estimates of major agricultural crops for the year 2025-26 and the first advance estimates for the Kharif season of the year 2026-27 . Speaking at a press conference in Delhi , he said that under the leadership of Prime Minister Shri Narendra Modi , as a result of the hard work of farmers and the policies of the government , India has today reached the first position in the world in the production of rice , pulses , jute , millets (coarse grains) , and spices . While the country achieved an all-time record of 3785.38 lakh tonnes of food grains in 2025-26 , despite serious weather challenges like El Niño and delayed monsoon , the food grain production in Kharif 2026-27 is estimated to be 1671.43 lakh metric tonnes , which is 97.67 lakh tonnes more than the average of the last five years .

India 's dominance on the global agricultural platform and growing exports

Addressing the press conference , Union Minister Shri Shivraj Singh Chouhan said that today India is not only meeting its domestic food needs but is also making a significant contribution to the world 's food reserves . In the global agricultural rankings , India ranks first in the world in the production of rice , pulses , jute , millets , and spices , while it ranks second after China in wheat , cotton , peanuts , and fruits and vegetables , and second after Brazil in sugarcane production . Shri Chouhan expressed enthusiasm and said that we have sufficient reserves of rice and wheat . Today , Indian rice is making waves globally , with a 5 percent increase in its exports . The aroma of Indian Basmati is spreading to every corner of the world , including the US , Canada , and the Middle East .

Emphasis on self-reliance in pulses and oilseeds and crop diversification

Union Agriculture Minister Shri Chauhan clarified that after achieving surplus status in rice and wheat , the government 's full focus is now on crop diversification and making the country self - sufficient in pulses and oilseeds . He said that the demand for pulses and edible oils in the country is continuously increasing . To meet this need , war - level efforts are being made to increase production

through the ' Pulses Mission ' and ' Oilseeds Mission ' , the positive results of which are clearly visible in the final figures .

Final Estimates for 2025-26 : Historic Record in Foodgrains , Pulses and Oilseeds

According to the final estimates for the year 2025-26 released by Union Minister Shri Shivraj Singh , the total food grain production in the country has been a record 3785.38 lakh tonnes , which is 208.06 lakh tonnes more than 3577.32 lakh tonnes in the year 2024-25 .

Rice and Wheat : Total rice production increased by 4.97 million tonnes to a record 1,551.54 million tonnes from 1,501.84 million tonnes in the previous year (2024-25) . Wheat production also reached a historic high of 1,220.64 million tonnes , an increase of 4.119 million tonnes from 1,179.45 million tonnes in 2024-25 .

Maize , Shree Anna and Pulses : Maize production jumped to 550.25 lakh tonnes from 434.09 lakh tonnes in 2024-25 . Total production of nutri / coarse cereals stood at 740.80 lakh tonnes , of which Shree Anna constituted 172.09 lakh tonnes . Total pulses production increased by 15.57 lakh tonnes to 272.40 lakh tonnes from 256.83 lakh tonnes in 2024-25, with moong setting a new record of 43.96 lakh tonnes , while gram was recorded at 125.13 lakh tonnes and tur (pigeon pea) at 35.99 lakh tonnes .

Oilseeds and Cash Crops : Total oilseeds production increased by 2.66 lakh tonnes from 429.89 lakh tonnes last year to a record 432.55 lakh tonnes . In this, groundnut production reached a record level of 131.71 lakh tonnes (12.29 lakh tonnes more than 119.42 lakh tonnes last year) and rapeseed and mustard reached a record level of 137.66 lakh tonnes (10.99 lakh tonnes more than 126.67 lakh tonnes last year) , while soybean production was 126.36 lakh tonnes . Among cash crops , sugarcane was 5037.29 lakh tonnes , cotton 280.06 lakh bales (each of 170 kg) and jute and mesta 94.28 lakh bales (each of 180 kg) .

First Advance Estimates for Kharif 2026-27 : Farmers ' morale outweighs the challenge of El Nino

Releasing the first advance estimates for the Kharif season 2026-27, Union Agriculture Minister Shri Chouhan said that this year , the return of El Nino , the delayed monsoon in June (35% to 40% less rainfall) , and low soil moisture and drought conditions in major agricultural regions like Maharashtra , Karnataka , Telangana and Andhra Pradesh affected the sowing of crops like paddy , maize , pigeon pea , soybean and cotton . Despite this , thanks to the indomitable spirit of our farmers , government schemes and climate - resilient varieties developed by scientists , the total Kharif foodgrain production is estimated to be 1671.43 lakh metric tonnes (LMT) , which is 97.67 lakh tonnes more than the average Kharif production of the last five years .

Estimates of major Kharif crops : Kharif rice production is estimated to be 1219.05 lakh tonnes and total production of nutri / coarse cereals is estimated to be 381.05 lakh tonnes (maize 260.64 lakh tonnes , millet 89.43 lakh tonnes , sorghum 14.79 lakh tonnes , ragi 12.48 lakh tonnes and minor millets 3.71 lakh tonnes) .

Kharif Pulses and Oilseeds : The total Kharif pulses production is estimated at 71.32 lakh tonnes (tur 31.22 lakh tonnes , green gram 16.59 lakh tonnes , black gram 14.49 lakh tonnes and other pulses

9.02 lakh tonnes) . The total Kharif oilseeds production is expected to be 239.47 lakh tonnes (groundnut 111.68 lakh tonnes , soybean 102.44 lakh tonnes , castor 18.97 lakh tonnes , sesame 4.91 lakh tonnes , sunflower 1.17 lakh tonnes and ramtil 0.30 lakh tonnes) .

Kharif Cash Crops : In the first advance estimate , sugarcane production during the Kharif season is estimated at 4543.39 lakh tonnes ,248.66 lakh bales (each weighing 170 kg) and jute and mesta at 97.06 lakh bales (each weighing 180 kg)

Data generated through digital crop survey and three - tier scientific verification

Agriculture Minister Shri Shivraj Singh said that these are preliminary estimates , which will be revised into second and final estimates after receiving actual yield data from Crop Cutting Experiments (CCEs) conducted at the time of harvest . The data for both the years has been prepared after three - tier validation (validation and triangulation) based on inputs from States and Union Territories , as well as remote sensing , weekly Crop Weather Watch Group (CWWG) , Digital Crop Survey , Digital General Crop Estimation Survey and consultation with industry representatives .

France's manufacturing climate dips in November; textiles gain

Thursday, 26th Nov. 2026, (Source: www.fibre2fashion.com)

Insights
France's manufacturing business climate fell one point to 104 in November 2026, staying above its long-term average of 100, according to the INSEE.
The decline was mainly linked to weaker foreign order book sentiment; global order books stayed above average.
In other manufacturing, textiles, clothing and leather gained one point, while the segment's climate was stable at 99.

France’s manufacturing business climate fell slightly in November 2026, with the synthetic indicator losing one point to 104 but remaining above its long-term average of 100, the National Institute of Statistics and Economic Studies (INSEE) said in its monthly business survey for goods-producing industries. The decrease was mainly due to a downturn in the balance of opinion on foreign order books.

For textile and apparel supply-chain readers, the survey showed a mixed sectoral picture. Within other manufacturing, the business climate indicator was stable at 99, one point below its long-term average, while the textiles, clothing and leather sub-sector gained one point. The synthetic indicator also gained one point in wood, paper and printing, and chemicals and chemical products, but slightly decreased in the rubber and plastic products industry.

The balance of opinion linked to foreign order books fell back in November, though it remained above its own long-term average for the twelfth consecutive month. The balance associated with global

order books was stable and above its long-term average, while the current level of finished goods inventories sharply rebounded and moved back above its average, INSEE said in a press release.

Production sentiment was softer in parts of the survey. The balance of opinion associated with personal production prospects slightly decreased after reaching in September its highest level since February 2022, although it remained above its long-term average. The balance for past production was stable and slightly below its average, while the balance for general production prospects in manufacturing decreased again after six months of almost uninterrupted increase and moved away from its long-term average.

Manufacturers' reported constraints remained relevant for sourcing and supply planning. The share of companies declaring production obstacles due to workforce shortages slightly decreased and moved back to its long-term average. The share reporting sourcing difficulties as a limiting factor also slightly declined, but it has been hovering above its average since July 2025.

Overall, the share of companies declaring only supply-side obstacles was stable at 30 per cent and remained well above its long-term average. The share reporting obstacles linked only to demand increased to 24 per cent, but stood very markedly below its average. The share of companies reporting obstacles linked to both supply and demand slightly increased and returned to its average.

The balance of opinion related to workforce size increased again for both past and expected staffing levels, with both above their long-term averages. The balance linked to expected selling-price trends over the next three months rebounded and moved away from its average, from which it has markedly deviated since March 2026. The balance relating to economic uncertainty felt fell back but remained above its average level.

In machinery and equipment goods, the synthetic business climate indicator was stable at 107, above its long-term average of 100. The indicator was stable and far above average in computer, electronic and optical products; increased again in machinery and equipment; and slightly fell back in electrical equipment.

The transport equipment climate indicator slightly fell to 111, but remained markedly above its long-term average of 100. In motor vehicles, trailers and semi-trailers, the indicator decreased again by two points and moved back below its average, mainly because the balance for past production declined below its average. By contrast, the business climate increased in other transport equipment, moving further away from its average, notably driven by balances relating to global order books.

COTTON ASSOCIATION OF INDIA

Established 1921

ISO 9001:2015

Cotton Exchange Building, 2nd Floor,
Opp. Cotton Green Railway Station,
Cotton Green (East), Mumbai 400033,
Maharashtra, INDIA

Tel.: +91 8657442944/45/46/47/48
E-mail: cai@caionline.in

www.caionline.in

CAI Laboratory locations :

(Recognised by BIS)

- **Maharashtra :** Mumbai; Akola; Aurangabad; Jalgaon; Nagpur
- **Gujarat :** Rajkot; Ahmedabad
- **Andhra Pradesh :** Adoni
- **Madhya Pradesh :** Khargone
- **Karnataka :** Hubli
- **Punjab :** Bathinda
- **Telangana:** Warangal; Adilabad

ISO17025:2017 (NABL) accredited CAI labs at : Mumbai, Jalgaon, Adoni & Warangal

CAI in Service of Nation



Cotton Testing Laboratories



Maintain Indian Cotton Grade Standards



Indian Cotton Spot Rates



Arbitration Conciliation and Meditation Mechanism



Cotton Research and Development



Issue Certificate of Origin



Indian Cotton Statistics



Publications

Represented on various International Cotton Fora i.e. ICAC, ICA, CICCA, ACSA, ITMF and several other International Cotton Associations

Business Standard – 26.11.2026

US proposes 25% tariff on India, but 17% upon deal

Second-steepest tariff among those facing Section 301 probe

SHREYA NANDI
New Delhi, 25 November

The Donald Trump administration in the United States (US) on Wednesday proposed imposing tariffs of up to 25 per cent on Indian goods, alleging structural excess capacity, but offered to lower the rate to 17 per cent if New Delhi and Washington conclude a trade deal.

The preliminary findings of the latest Section 301 investigation into excess industrial capacity put fresh pressure on India to conclude the first tranche of its bilateral trade agreement with the US. A 25 per cent tariff would leave India facing the second-highest proposed rate among the countries/blocs covered by the investigation, behind only Vietnam at 35 per cent. A reduced rate of 17 per cent, however, could give Indian exporters a modest competitive edge over regional rivals such as Indonesia, Malaysia, Cambodia and Thailand, which face proposed rates of 18 per cent, as well as Vietnam and China at 20 per cent.

The US currently imposes a 10 per cent tariff on Indian goods, in addition to regular Customs duties. However, the proposed levy is not intended to be added on top of this existing tariff. The office of the US Trade Representative (USTR) has proposed calculating the rate "net of existing Section 301 duties" and said Washington would consider adjustments to account for other Section 301 and Section 232 tariffs. Several Indian exports, including steel, aluminium, automobiles, patented pharmaceutical articles and semiconductors, are already subject to Section 232 duties.

India is among the 14 trading partners covered by the eight-month investigation launched under Section 301(b) of the Trade Act of 1974. The provision authorises the Office of the USTR to investigate and respond to foreign governments' acts, policies or practices that burden or restrict US commerce. The other economies covered by the investigation include China, Japan, South Korea, Mexico, Vietnam, Taiwan, Thailand, Malaysia, Indonesia, Switzerland, Norway, Singapore, Bangladesh and Cambodia, as well as the European Union.

Turn to Page 6

Fresh trade hurdles

Economy	Proposed additional tariff (%)	Alternative / conditional rate (%)
Bangladesh	Up to 18	Up to 20*
Cambodia	Up to 18	Up to 25*
China	Up to 20; up to 10 on specified Annex A goods	Up to 40**
European Union	15	Up to 20***
India	**Up to 25**	**17% (upon trade deal)**
Indonesia	Up to 18	Up to 25***
Japan	Up to 15	Up to 20***
South Korea	Up to 15	Up to 25*
Malaysia	Up to 18	Up to 25*
Singapore	Up to 20	10 (upon trade deal)
Switzerland	Up to 15	Up to 20***
Taiwan	Up to 15	Up to 25*
Thailand	Up to 18	Up to 25*
Vietnam	Up to 35	20 (upon trade deal)

*If consultations are found unsatisfactory; ** If ongoing engagement is considered inadequate; *** If commitments are considered unsatisfactory

Source: USTR



In February, the Donald Trump administration had set 18% tariff for Indian goods under an interim trade agreement

Business Standard – 26.11.2026

US proposes 25% tariff on India, but 17% upon deal

The USTR has not proposed tariffs on Mexico and Norway for now.

Following the announcement, USTR Jamieson Greer told CNBC that the proposed tariff ceilings were consistent with trade agreements reached over the past year, which had also lowered barriers to US exports. "We're sticking to that in terms of our proposals because we think a lot of these deals we made actually solve a lot of the problems we see in excess capacity or can go toward it," he said. "We've talked to our trading partners about this. They know what we're proposing. I think a lot of this is baked in."

The office of the USTR said India's "unreasonable" acts, policies and practices included industrial plans to expand manufacturing, inadequate labour protections, financial repression, persistent market-access barriers and a failure to address global excess capacity and production, including through imports and foreign direct investment from non-market economies.

These practices, it argued, restricted US commercial opportunities in India and third-country markets, contributed to lost production, exports, jobs and investment in American manufacturing, and heightened economic security risks through reliance on inputs from non-market economies. "This is especially true in sectors like health (pharmaceuticals and medical devices), steel, solar, and information and communications technology (ICT)," it added.

Delhi-based Global Trade Research Initiative (GTRI), however, described the proposed rates as a deliberate attempt to extract one-sided concessions. It argued that Washington was reviving the reciprocal tariff regime under a different name, using steep baseline duties -- of up to 40 per cent -- to pressure trading partners into signing trade agreements that disproportionately benefit the US.

With the threat of tariffs of up to 100 per cent under the Sanctioning Russia and Iran Act also hanging over India, New Delhi should reject the trade deal and instead respond to Washington's allegations sector by sector, the think-tank said.

businessline – 26.11.2026

Govt approves six new gas-based urea projects worth ₹55,000 cr

COST SAVING. Move aimed at expanding capacity and reducing dependence on imports

Our Bureau
New Delhi

The government has cleared six brownfield gas-based urea projects worth ₹55,000 crore under its new investment policy approved in July.

Out of 18 proposals received, the approval has been given for MFL in Chennai (Tamil Nadu), NFL in Nangal (Punjab), KFL in Shahjahanpur (Uttar Pradesh), Matix in Panagarh (West Bengal), CFCL in Kota (Rajasthan), and IIPL in Jagdishpur (Uttar Pradesh).

The Cabinet had approved 2026 National Investment Policy for Urea (NIPU), which was notified on July 30, to attract fresh capacity or expansion projects.

While Matix, Indorama India (IIPL) and Chambal Fertilisers (CFCL) are in the private sector others – Madras Fertilisers (MFL), Kribhco Fertilisers (KFL) and NFL are either in public/cooperative sector, government said in a statement. As one plant may require a capital cost of about ₹9,000 crore, except the coal gassification unit which is higher, the overall investment in the six projects may be about ₹55,000 crore, it said.



KEY DECISIONS. Union Minister of Information and Broadcasting Ashwini Vaishnaw addressing a press conference on Union Cabinet decisions in New Delhi SUSHIL KUMAR VERMA

6 PLANTS

The approval has been given for MFL in Chennai (Tamil Nadu); NFL in Nangal (Punjab); KFL in Shahjahanpur (Uttar Pradesh); Matix in Panagarh (West Bengal); CFCL in Kota (Rajasthan); and IIPL in Jagdishpur (UP).

Matix-Panagarh is India's only coal-gassification project whereas others use LNG as their feedstock to produce urea. Matix had commissioned the existing plant in 2017 and now expand it with another 1.27 million tonne (mt) capacity unit there, sources said. Officials said that domestic production of urea rose from 22.5 mt in 2014-15 to a record 31.41 mt in 2023-24 though dropped to 29.33 mt in 2025-26 due to closure of two plants.

NEW CAPACITY

Officials said that with new capacity approved, over 7 mt additional urea could be produced in the country, which is significant as India had imported about 10 mt in 2025-26. The decision will also help the government reduce dependence on imports, saving foreign exchange.

The Cabinet approval of NIPU-2026 was aimed at facilitating setting up of 8 new plants and create additional production of 10 mt.

With an annual capacity of 1.27 million tonnes, a greenfield urea plan entails an investment of $1.2-1.5 billion, while brownfield unit with same capacity may incur $900 million, industry sources said. Already six new plants have been added by reviving closed units as well as through expansion in the last decade, taking the domestic production to about 30 mt against an annual demand of about 40 mt. On the other hand in the private sector, one plant has moved from urea to green ammonia production after sold out to a US-based company and another plant in Uttar Pradesh had suspended operation in 2025.

RISING UREA DEMAND

Urea demand is rising at 5 per cent per annum due to changing crop pattern as well as higher foodgrain production, he said.

Under the policy, the government has separated fixed and variable costs for subsidy calculation and the Return on Equity at minimum 12 per cent and maximum 16 per cent. Besides, forex risk mitigation is also there which will result in savings of ₹250 crore per plant.

businessline – 26.11.2026

MapMyCrop begins working with Abu Dhabi Agriculture and Food Safety Authority

Subramani Ra Mancombu
Chennai

Satellite and AI agriculture monitoring platform MapMyCrop has begun working with the Abu Dhabi Agriculture and Food Safety Authority (Adafsa), marking its entry into West Asia.

"We are now working with New York and a few other (US) States. We are scaling up in the UK. We started with protein and barley, working with a few giants and a few government entities and banks and insurance companies out there," said Neil Jadhav, Founder and CEO of MapMyCrop.

Launched in Maharashtra, the start-up is headquartered in New York.

"The US Food and Drug Administration is a big customer. We are working with the likes of PepsiCo," he said in an online interaction with *businessline*. MapMyCrop has been built on a B2B2F (business-to-business-to-farmer) model. It has helped the company to develop MapMaker, which validates "everything" on the ground.

The company has been working on this for 3-4 years, but it launched its commercial journey two years ago. "We are scaling in India and the rest of the world," said Jadhav.

MapMyCrop's advantage, he says, is the proprietary technology which uses one-metre imagery, the only one in the world. For any farm, it can get 300 parameters an hour, which helps it to give different advisories.

The company's services are available in almost every State, but the highest concentration is in Maharashtra and Karnataka. It has achieved good scale and success in Madhya Pradesh, Uttar Pradesh and Gujarat.



Neil Jadhav, Founder & CEO of MapMyCrop

SUCCESS STORIES

In addition, it is working with over 40 lakh farmers in the North-East, offering free and premium services. MapMyCrop has an average of 500-1,000 farmers availing of paid services.

In some States, there are more, as local partners help expand its reach.

The company has 3 lakh farmers who have subscribed to its premium services in the US. Another 1 lakh are free subscribers, he said.

Sugarcane is one of its success stories. This is because of its agreement with the Indian Sugar and Bio-Energy Manufacturers Association (ISMA), following its success with Agriculture Development Trust (ADT). Microsoft and Oxford University are also involved in this, and farmers are consistently getting a yield of 400 tonnes per hectare.

It is collaborating with ISMA on a platform reaching out to 72 sugar factories. It offers them AI solutions, leading to the yield improving by 30-40 per cent and even 100 per cent, depending on the crop and yeast rate. "Farmers are consistently getting a yield of 400 tonnes per hectare. In the coming months, we are trying to go beyond 100 sugar factories," Jadhav said.

businessline – 26.11.2026

TN, Kerala, Puducherry, Karaikal likely to get heavy rain in next 3 days, says IMD

Vinson Kurian
Thiruvananthapuram

The South Peninsula remains under the influence of rain-bearing easterly disturbances, with isolated heavy rainfall likely over Kerala, Mahe, Tamil Nadu, Puducherry and Karaikal, for two days from Thursday.

Easterly waves, atmospheric troughs and cyclonic circulations are also expected to sustain unsettled weather, with strong surface winds likely over coastal Andhra Pradesh, Yanam and Rayalaseema.

Easterly waves are among the principal rain-producing systems during the North-East monsoon.

The India Meteorological Department's (IMD) monograph on the season identifies them, along with easterly troughs and upper-air cyclonic circulations, as key systems governing rainfall over the South Peninsula.

On Wednesday afternoon, the upper-air cyclonic circulations over and around the South Peninsula had weakened. However, an active trough extended from the Gulf of Mannar to the south-west Bay of Bengal off the Tamil Nadu coast. Actual rainfall depends on several factors: convergence and replenishment of moisture, rising and cooling air, atmospheric instability that supports convection, and the persistence of rain-producing systems over an area.

The continuing easterly wave, along with strengthening and weakening troughs, provides several of these ingredients, raising the potential for further rainfall across the southern region.

Easterly waves are among the principal rain-producing systems during the North-East monsoon.

UNSETTLED WEATHER

The IMD outlook points to a prolonged spell of unsettled weather. Isolated to scattered rainfall is likely over coastal Andhra Pradesh, Yanam, Rayalaseema, Tamil Nadu, Puducherry and Karaikal for six days from Wednesday.

Kerala and Mahe are expected to receive rain for three days from Sunday, while Lakshadweep could see showers on Monday. Coastal Karnataka and south interior Karnataka are likely to receive rainfall for three days from Thursday.

WIDESPREAD RAIN

Kerala and Mahe, and Lakshadweep, are likely to receive fairly widespread to widespread rainfall for three days from Thursday, with thunderstorms, lightning and gusty winds also possible.

Tamil Nadu, Puducherry and Karaikal are likely to experience isolated thunderstorms and lightning over four days. Kerala, Mahe and Lakshadweep, could see gusty winds of 30-40 km/hr, gusting to 50 km/hr, over two days. Coastal Andhra Pradesh, Yanam and Rayalaseema may experience similar wind speeds over four days. South interior Karnataka could see thunderstorms and lightning on Thursday.

businessline – 26.11.2026

Tiruppur garment exporters eye orders of labour unrest-hit Bangladesh

T E Raja Simhan
Chennai

Tiruppur's garment industry is hopeful of securing a share of Bangladesh's ready-made garment orders as labour protests over minimum wages disrupt production in the neighbouring country, prompting international buyers to explore alternative sourcing destinations.

Bangladesh, which competes with India in key markets such as the US and the UK, exports over $45 billion worth of ready-made garments annually, compared with India's $16 billion. Tiruppur accounts for nearly half of India's exports. Bangladesh enjoys a significant competitive advantage over India, particularly in cotton-based products.



DEEP CUT. Bangladesh's losses offer Tiruppur's garment industry an opportunity, but capacity constraints are a concern

However, repeated disruptions caused by wage-related protests, could prompt global brands to diversify their sourcing, creating opportunities for Tiruppur, industry sources said.

The Bangladesh Garment Manufacturers and Exporters Association told a news agency that the protests had caused losses of nearly $428 million to the industry, while orders worth $254 million had shifted to other countries.

EXPORT PROSPECTS

"Yes, we are expecting good orders for Tiruppur," said KM Subramanian, President of the Tiruppur Exporters' Association.

He said changes in US tax structures and tax-free trade arrangements with European countries were also creating opportunities for Indian exporters.

Major brands from the UK and Europe were exploring sourcing from Tiruppur and identifying exporters for large orders.

"If Tiruppur secures even 1 per cent of Bangladesh's orders next year, it will become totally self-sufficient," Subramanian told *businessline*.

GLOBAL ORDERS

A Sakthivel, Chairman of the Apparel Export Promotion Council (AEPC), also felt that Tiruppur exporters could benefit from the developments in Bangladesh.

However, translating the opportunity into substantial business would depend on the Indian industry's ability to meet global buyers' requirements, said Kumar Duraiswamy of the Tiruppur Exporters' Association.

"Disruption in Bangladesh is an opportunity for Tiruppur. However, at present, the Indian textile industry's ability to capture it at scale remains limited," he said.

Converting the opportunity into long-term business relationships would depend on the industry's ability to deliver consistently on capacity, quality, cost, lead time, compliance and reliability, he added.

Meanwhile, Bangladesh on Wednesday raised the minimum monthly wage for garment workers by 36 per cent to $136 from $100, following weeks of widespread protests that had shut factories and disrupted production.

Bangladesh has witnessed violent protests by workers demanding higher wages since October.

The Economic Times – 26.11.2026

Rupee Also Bounces Back, Erases FY Losses

Our Bureau

BACK FROM THE BRINK

The currency has recovered over 5% since it hit a record low of 96.96 late May, marking its strongest monthly performance in Asia

Mumbai: The rupee on Wednesday erased its entire FY losses in a stunning display of resilience simultaneously chronicling overseas investor confidence in India's durable consumption story, and the likely fate of concentrated bets that fail to meet the eight decade-old 'investment' definition set by value-investing pioneer Ben Graham.

As the AI rout deepened through a nerve-jangling November across traditional Asia-Pacific hotspots, the rupee climbed 67 paise Wednesday to end trading at 92.24, compared with the Monday close of 92.91 a dollar. The Indian markets were shut Tuesday. This is the strongest closing level for the spot rupee since early March. The currency has recovered over 5% since it hit a record low of 96.96 late May and came tantalizingly close late October.

Its standout monthly performance in Asia – in sharp contrast to pronounced weaknesses through 2025 and most of 2026 – owes much to record overseas inflows into local equities through what's turning out to be an epic November for Indian financial markets. With more than $14 billion of net purchases, foreign institutional investors (FII) have poured into India in about three weeks what they net sold over two years.

"Sustained FII inflows could continue to support the rupee, although dollar movements and global risk sentiment will remain key factors," said Jateen Trivedi, VP Research Analyst, LKP Securities.

Continued on ▸▸ Smart Investing

The Economic Times – 26.11.2026

Rupee Also Bounces Back

▸▸ From ET Markets Page 1

The dollar index, which maps the movement of the dollar against a basket of frequently traded currencies, has surged nearly 6% year to date – and nearly 5% in the past three months. It traded at 103.98 Wednesday evening, not far from its 52-week high of 104.53, showed Dow Jones-MarketWatch data.

The currency traded between 92.78 and 92.16 and is now up nearly 3% in November due to record inflows in local stocks. It was at 94.90 on November 2. The rupee is expected to trade between 91.80 and 91.75 on Thursday.



STRONGER FOR LONGER

"The central bank was conspicuous by not being present to control the appreciation," said Anil Bhansali, head of treasury, Finrex Treasury Advisors.

While low crude oil prices and the surge in foreign investments have turned to a positive bias for the rupee, analysts are now looking at cues for possible central bank intervention aimed at capping excess appreciation, traders said.

"Going ahead, the rupee is expected to maintain its positive momentum and could test 91.50-92 levels. However, the central bank's dollar purchases could limit further appreciation," said Kunal Sodhani, head of treasury, Shinhan Bank India.

"Any reversal in FII flows, rise in crude prices or renewed dollar strength could trigger a correction," Sodhani said.

Crude prices were trading around $91 per barrel, nearly unchanged from the previous day.

The Economic Times – 26.11.2026

RBI NOV BULLETIN A larger share of goods & services above inflation threshold; 11 of 12 CPI divisions register increase

Inflation Broadens, Rate Hike Chances Rise

Our Bureau

Mumbai: A larger proportion of goods and services breached the 4% inflation threshold in October, the Reserve Bank of India's (RBI) November bulletin showed, potentially building a case for further tightening in rates as policymakers meet early December for the next review on the cost of funds in the world's fastest-expanding major economy.

Headline retail inflation breached the central bank's upper tolerance threshold of 6% for the first time in two years in October, rising to 6.09% from 5.54% in September, with 11 of the 12 divisions of the consumer price index (CPI) posting a sequential increase in inflation.

Core inflation, which excludes the impact of more transitory food items and fuel, increased to 4.5% in October from 4.3% in September.

"The share of items recording inflation over 4% and over 6% rose in October, suggesting greater generalisation of inflationary pressures compared to the previous month," said the State of the Economy report published in the RBI's latest monthly bulletin.

Inflationary pressures persisted into November, with high-frequency data pointing to continued increases in food prices. "High-frequency data for November (until the 19th) suggests a continuing broad-based pressure in food prices. Prices of all major cereals and pulses picked up," the authors said.

Core inflation excluding precious metals rose by 60 basis points to 3.8%, indicating a build-up of underlying price pressures beyond the impact of precious metal prices. One basis point is a hundredth of a percentage point.

The RBI's monetary policy committee (MPC) had raised the repo rate by 25 basis points to 5.50% in October and shifted its policy stance to calibrated tightening, signalling that subsequent policy action would be either a rate increase or a pause, depending on the evolving growth and inflation outlook.

Through October, as the festive season moved into top gear, prices climbed across goods and services categories. "The momentum picked up in 'restaurant and accommodation services', 'clothing and footwear', 'housing' and 'health', indicating broadening of price pressures," the article said.

Edible oil prices also recorded a broad-based increase, led by mustard oil.

PAN-INDIA PRICES

Inflationary pressures also became more geographically widespread, with 29 of the 36 states and Union territories recording an increase in inflation in October.

As many as 11 states and Union territories recorded inflation between 6% and 8%, while only five recorded inflation below 4%. Rural and urban inflation rose to 6.6% and 5.4%, respectively, with food and beverages inflation remaining above 6% in both.

Rising input costs pose an additional risk to the inflation outlook. Wholesale price inflation accelerated to 12.3% in October, the highest in the current series, from 11.4% in September.

Domestic economic activity remained resilient, supported by strong bank and non-bank credit growth, robust corporate earnings and sustained double-digit export growth.



Dollar Buying Slows, REER Improves

Mumbai The Reserve Bank of India net purchased $6.9 billion in September versus a net purchase of $43.2 billion in August. The currency depreciated 0.9% to close at 95.83/$1 in September, while the large net dollar purchases in August reflect funds coming in from the RBI's special FCNR(B) scheme.

The real effective exchange rate (REER)—the weighted average of India's currency in relation to a basket of 40 major currencies—improved to 93.14 in October, versus 92.14 in September. It was at 97.14 in October last year. A REER of less than 100 implies that the currency is undervalued, which enhances export competitiveness. **Our Bureau**

LRS Remittances Up 13% on Year

Mumbai Outward remittances by resident Indians under the Liberalised Remittance Scheme (LRS) rose 13.2% year-on-year to $3.15 billion in September, driven by higher overseas travel expenditure and investments in foreign securities, Reserve Bank of India (RBI) data showed. Sequentially, remittances increased 15%.

Overseas travel expenditure, the largest component of outward remittances, increased 18.6% to $1.97 billion, accounting for nearly 63% of total remittances. Investments in overseas equity and debt securities rose 30.3% to $363.3 million, while remittances for gifts increased 26.8% to $247.4 million. Remittances towards the maintenance of close relatives rose 13.6% to $310.8 million. **Our Bureau**

Net FDI Flows in Negative Zone

Mumbai India recorded net foreign direct investment (FDI) outflows of $4.95 billion in September, compared with outflows of $2.27 billion a year ago and net inflows of $3.3 billion in August, Reserve Bank of India data showed.

Gross FDI inflows declined 17.6% year-on-year to $5.91 billion, while repatriation and disinvestment by overseas investors surged 36.7% to $6.45 billion. Outward direct investment by Indian companies stood at $4.41 billion, compared with $4.73 billion a year ago. Despite the September outflows, net FDI inflows during April-September increased to $8.82 billion from $7.35 billion a year earlier, with gross inflows rising 15.5% to $60.91 billion. **Our Bureau**

The Economic Times – 26.11.2026

'Wider Data Use to Improve Accuracy of GDP Estimates'

Our Bureau

New Delhi: A government-appointed panel has recommended moving towards direct, state-wise data, including GST returns, corporate data and government expenditure records, to improve the accuracy of state and district-level gross domestic product (GDP) estimates.

On the expenditure side, the proposed approach is to use data from the Household Consumption Expenditure Survey (HCES), along with population projections. The statistics ministry on Wednesday released the report of the Sub-Committee on Regional Accounts chaired by former IIM Ahmedabad professor Ravindra H Dholakia.

Panel has recommended moving away from allocating national estimates using fixed ratios and proxies

It proposed mapping companies' corporate identification numbers (CINs) with GST identification numbers (GSTINs), and using state-wise outward supplies reported in GSTR-3B to distribute the gross value added (GVA) of private non-financial companies across most industries. The recommendations are intended to improve the consistency and reliability of state and district accounts. Earlier, this year, new national GDP series was introduced with 2022-23 as the base year.

The committee has recommended moving away from allocating national estimates using fixed ratios and proxies. For unincorporated businesses, the panel has proposed preparing annual state-wise estimates using the Annual Survey of Unincorporated Sector Enterprises (ASUSE), while also examining the use of Periodic Labour Force Survey (PLFS) data.

It noted that ASUSE estimates of GVA have a significantly higher relative standard error than estimates of GVA per worker. Hence, an approach combining ASUSE productivity data with PLFS workforce data would be examined before finalising the methodology, it added.

At the district level, the committee recommends greater use of local production and price data for crops, milk, meat, eggs and other activities, alongside administrative records for government services and minor minerals.

In agriculture and allied activities, the panel recommended using updated household consumption and forest survey data to estimate firewood and forest fodder. For mining, electricity, gas and water supply, the panel has recommended sector-specific production and price indicators to improve estimates. The report also sets out revised methods for manufacturing and services, including transport, warehousing, telecommunications, postal and courier activities.

These involve using available state-level output, volume and price data, with appropriate deflators where direct measures are unavailable. For construction, state-level material prices are proposed to help build a cost-of-construction index. State-wise salary data provided by RBI across banking categories are proposed for allocating bank employees' compensation.

FOR FULL REPORT, GO TO
www.economictimes.com