



**COTTON  
ASSOCIATION  
OF INDIA**

*Established 1921*

ISO 9001:2015

# **COTTON ASSOCIATION OF INDIA**

## **MONTHLY REPORT AUGUST 2025**

**ALL INDIA ARRIVALS**

**STATEWISE CROP ESTIMATES**

**INDIAN COTTON BALANCE SHEET**



# COTTON ASSOCIATION OF INDIA

Cotton Exchange Bldg., 2<sup>nd</sup> Floor, Opp. Cotton Green Rly. Station,  
Cotton Green, Mumbai 400 033.

Telephone No.: 20830685, 8657442944/45/46/47/48

Email: [cai@caionline.in](mailto:cai@caionline.in)

Website: [www.caionline.in](http://www.caionline.in)

## PRESS RELEASE

### **CAI PEGS ITS LATEST COTTON PRESSING ESTIMATE FOR 2024-25 SEASON AT 312.40 LAKH BALES**

-----

Cotton Association of India (CAI) has released its latest estimate of the cotton pressing numbers for 2024-25 season, which began on 1st October 2024. Based on input received from the members of 11 cotton growing state associations and other trade sources, the Association has increased its cotton pressing estimate for 2024-25 season by 1.00 lakh bales to 312.40 lakh bales of 170 kgs. each (equivalent to 327.83 lakh running bales of 162 kgs. each) from 311.40 lakh bales of 170 kgs. each (equivalent to 326.78 lakh running bales of 162 kgs. each) estimated previously. The State-wise break-up of the Cotton pressing numbers as well as Balance Sheet for the season with the corresponding data for the previous crop year are enclosed.

The total cotton supply till end of August 2025 is estimated at 383.03 lakh bales of 170 kgs. each (equivalent to 401.95 lakh running bales of 162 kgs. each) which consists of the pressings of 307.09 lakh bales of 170 kgs. each (equivalent to 322.25 lakh running bales of 162 kgs. each), imports of 36.75 lakh bales of 170 kgs. each (equivalent to 38.56 lakh running bales of 162 kgs. each) and the opening stock estimated by the CAI at 39.19 lakh bales of 170 kgs. each (equivalent to 41.13 lakh running bales of 162 kgs. each) at the beginning of the season.

Further, the CAI has estimated cotton consumption upto the end of August 2025 at 286.00 lakh bales of 170 kgs. each (equivalent to 300.12 lakh running bales of 162 kgs. each) while the export shipments upto 31st August 2025 are estimated by the CAI at 17.00 lakh bales of 170 kgs. each (equivalent to 17.84 lakh running bales of 162 kgs. each). Stock at the end of August 2025 is estimated at 80.03 lakh bales of 170 kgs. each (equivalent to 83.98 lakh running bales of 162 kgs. each) including 35.00 lakh bales of 170 kgs. each (equivalent to 36.73 lakh running bales of 162 kgs. each) with textile mills and the remaining 45.03 lakh

bales of 170 kgs. each (equivalent to 47.25 lakh running bales of 162 kgs. each) with CCI, Maharashtra Federation and others (MNCs, traders, ginner, exporters, etc.) including cotton sold but not delivered.

The CAI has estimated its total cotton supply till end of the cotton season 2024-25 (i.e. upto 30th September 2025) at 392.59 lakh bales of 170 kgs. each (equivalent to 411.98 lakh running bales of 162 kgs. each) as against 389.59 lakh bales of 170 kgs. each (equivalent to 408.83 lakh running bales of 162 kgs. each) estimated previously. The total cotton supply consists of the opening stock of 39.19 lakh bales at the beginning of 2024-25 season on 1st October 2024, cotton pressing numbers estimated for the season at 312.40 lakh bales of 170 kgs. each and imports for the season estimated at 41.00 lakh bales of 170 kgs. each (equivalent to 43.02 lakh running bales of 162 kgs. each) as against 15.20 lakh bales of 170 kgs. each (equivalent to 15.95 lakh running bales of 162 kgs. each) estimated for 2023-24 season.

The CAI has however maintained its domestic consumption at 314.00 lakh bales of 170 kgs. each (equivalent to 329.51 lakh running bales of 162 kgs. each) i.e. at the same level as estimated previously. The exports for the season 2024-25 are maintained at 18.00 lakh bales of 170 kgs. each (equivalent to 18.89 lakh running bales of 162 kgs. each) i.e. at the same level as estimated previously as against 28.36 lakh bales of 170 kgs. each (equivalent to 29.76 lakh running bales of 162 kgs. each) estimated for 2023-24 season.

## **SALIENT FEATURES OF THE CAI CROP COMMITTEE MEETING HELD ON 10TH SEPTEMBER 2025**

The Crop Committee of the Cotton Association of India (CAI) held its meeting on Wednesday, the 10th September 2025 virtually, which was attended by 12 members representing various cotton growing regions of the country. Based on the input given by the representatives of each state association, the CAI Crop Committee has estimated total cotton pressing numbers for 2024-25 season and has also drawn cotton balance sheet for 2024-25 season.

The following are the salient features of the CAI crop report: -

### **1. CONSUMPTION**

The CAI has maintained its cotton consumption estimate for 2024-25 season at 314.00 lakh bales of 170 kgs. each (equivalent to 329.51 lakh running bales of 162 kgs. each) i.e. at the same level as estimated previously.

Upto 31st August 2025, the consumption is estimated at 286.00 lakh bales of 170 kgs. each (equivalent to 300.12 lakh running bales of 162 kgs. each).

## **2. COTTON PRESSING**

As per the latest report submitted by upcountry associations and trade sources at the meeting of the CAI Crop Committee, total cotton pressing numbers for 2024-25 season are increased by 1.00 lakh bales to 312.40 lakh bales of 170 kgs. each (equivalent to 327.83 lakh running bales of 162 kgs. each) from 311.40 lakh bales of 170 kgs. each estimated previously.

The Committee members will review the cotton pressing numbers in the subsequent month and if any addition or reduction is required to be made in the pressing numbers, the same will be made in the CAI report.

## **3. IMPORTS**

The CAI has increased its cotton imports for the 2024-25 season by 2 lakh bales to 41.00 lakh bales of 170 kgs. each (equivalent to 43.02 lakh running bales of 162 kgs. each) from 39.00 lakh bales of 170 kgs. each estimated previously.

The cotton imports estimated by the CAI for the season are higher by 25.80 lakh bales of 170 kgs. each than 15.20 lakh bales of 170 kgs. each estimated for the last year.

Upto 31st August 2025, about 36.75 lakh bales of 170 kgs. each (equivalent to 38.56 lakh running bales of 162 kgs. each) are estimated to have arrived the Indian Ports.

## **4. EXPORTS**

The CAI has maintained its cotton exports for the 2024-25 season at 18.00 lakh bales of 170 kgs. each (equivalent to 18.89 lakh running bales of 162 kgs. each) i.e. at the same level as estimated previously.

The cotton exports for 2024-25 crop year are estimated to be lower by 10.36 lakh bales of 170 kgs. each than 28.36 lakh bales of 170 kgs. each (equivalent to 29.76 lakh running bales of 162 kgs. each) estimated for the last season.

## **5. CLOSING STOCK AS AT 30TH SEPTEMBER 2025**

The closing stock at the end of 2024-25 season on 30th September 2025 is estimated at 60.59 lakh bales of 170 kgs. each (equivalent to 63.58 lakh running bales of 162 kgs. each) as against 39.19 lakh bales of 170 kgs. each (equivalent to 41.13 lakh running bales of 162 kgs. each) in last year.

Mumbai

Date: 11<sup>th</sup> September 2025

Atul S. Ganatra

President



# COTTON ASSOCIATION OF INDIA

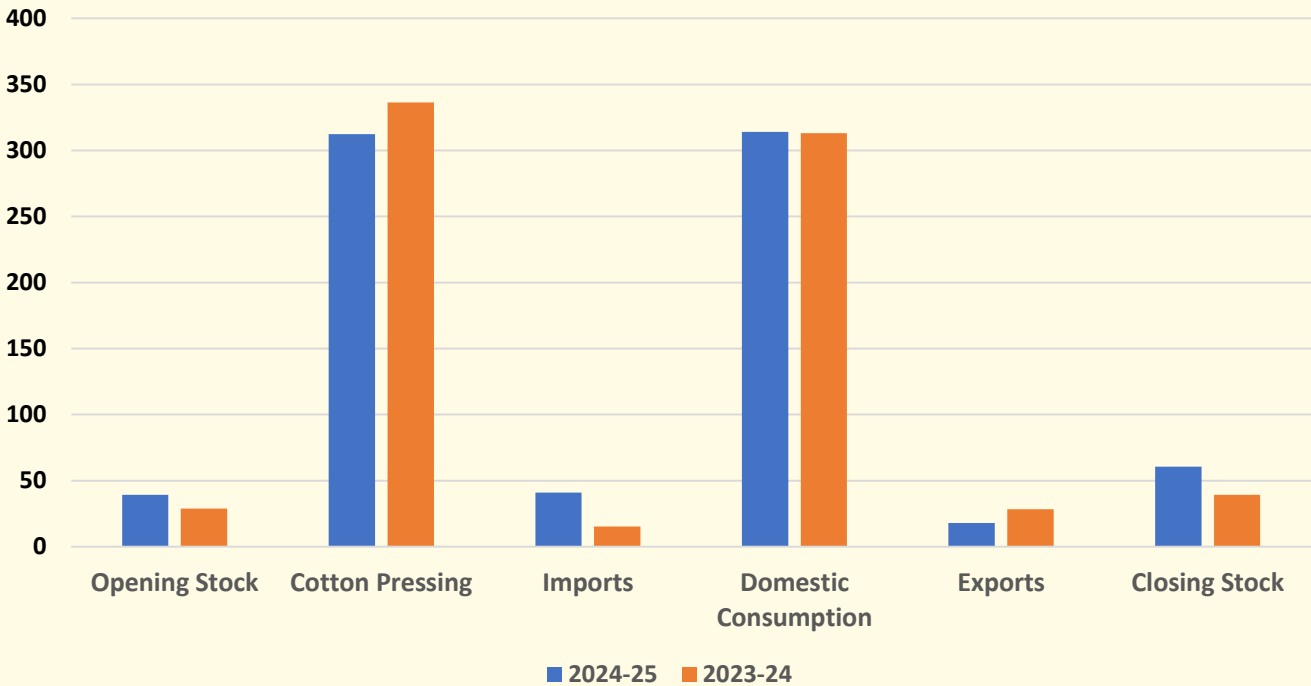
## INDIAN COTTON BALANCE SHEET FOR THE SEASON 2023-24 AND 2024-25

Estimated as on 31st August 2025

All Figures in Lakh Bales of 170 Kg

Season	2024-25		2023-24	Change	
Details	Jul-25	Aug-25		Monthly	Yearly
Supply					
Opening Stock	39.19	39.19	28.90		10.29
Cotton Pressing	311.40	312.40	336.45	1.00	-24.05
Imports	39.00	41.00	15.20	2.00	25.80
Total Supply	389.59	392.59	380.55	3.00	12.04
Demand					
Non-MSME Consumption	210.00	210.00	201.00		9.00
MSME Consumption	89.00	89.00	96.00		-7.00
Non-Textile Consumption	15.00	15.00	16.00		-1.00
Total Domestic Demand	314.00	314.00	313.00		1.00
Available Surplus	75.59	78.59	67.55	3.00	11.04
Exports	18.00	18.00	28.36		-10.36
Closing Stock	57.59	60.59	39.19	3.00	21.40

Indian Cotton Comparative Balancesheet





# COTTON ASSOCIATION OF INDIA

## INDIAN COTTON PRESSING ESTIMATE FOR THE SEASON 2023-24 AND 2024-25

Estimated as on 31st August 2025

State	As on 31st Aug 2025			As on 31st Jul 2025		2023-24	
				Total Bales	Monthly Change in Bales	Total Bales	Yearly Change in Bales
	Pressed Bales	Loose	Total Bales				
	All figures in Lakh Bales of 170 Kg						
North Zone							
Punjab	1.30	0.20	1.50	1.50		3.65	-2.15
Haryana	7.57	0.48	8.05	8.05		13.30	-5.25
Upper Rajasthan	10.02	0.33	10.35	10.35		15.47	-5.12
Lower Rajasthan	9.32	0.33	9.65	9.65		13.20	-3.55
Total	28.21	1.34	29.55	29.55		45.62	-16.07
Central Zone							
Gujarat	75.51	1.99	77.50	77.50		90.50	-13.00
Maharashtra	89.54	1.46	91.00	90.00	1.00	92.71	-1.71
Madhya Pradesh	18.50	0.50	19.00	19.00		19.00	
Total	183.55	3.95	187.50	186.50	1.00	202.21	-14.71
South Zone							
Telangana	48.09	0.91	49.00	49.50	-0.50	44.00	5.00
Andhra Pradesh	12.20	0.30	12.50	12.00	0.50	13.00	-0.50
Karnataka	23.45	0.55	24.00	24.00		21.60	2.40
Tamil Nadu	3.86	0.14	4.00	4.00		4.25	-0.25
Total	87.60	1.90	89.50	89.50		82.85	6.65
Orissa	3.77	0.08	3.85	3.85		3.77	0.08
Others	2.00		2.00	2.00		2.00	
Grand Total	305.13	7.27	312.40	311.40	1.00	336.45	-24.05

\* Loose cotton production figures are as per the survey report of Sardar Vallabhbhai Patel International School of Textiles and Management for a non-covid year.



# COTTON ASSOCIATION OF INDIA

## ALL INDIA COTTON PRESSINGS

As on 31st August 2025

	Cumulative Pressings		Monthly Change	Daily Average Pressing		Cumulative Pressings	Yearly Change
	31-08-25	31-07-25		Monthly	Cumulative	31-08-24	
	Lakh Bales of 170 Kg			170 Kg Bales		Lakh Bales of 170 Kg	
North Zone							
Punjab	1.50	1.50	0.00	0	448	3.65	-2.15
Haryana	7.55	7.50	0.05	161	2,254	13.15	-5.60
Upper Rajasthan	10.10	10.10	0.00	0	3,015	15.47	-5.37
Lower Rajasthan	9.40	9.40	0.00	0	2,806	13.20	-3.80
Total	28.55	28.50	0.05	161	8,522	45.47	-16.92
Central Zone							
Gujarat	76.61	76.20	0.41	1,323	22,869	89.47	-12.86
Maharashtra	90.36	89.25	1.11	3,581	26,973	89.31	1.05
Madhya Pradesh	18.70	18.40	0.30	968	5,582	18.35	0.35
Total	185.67	183.85	1.82	5,871	55,424	197.13	-11.46
South Zone							
Telangana	48.30	48.02	0.28	903	14,418	34.73	13.57
Andhra Pradesh	11.72	10.57	1.15	3,710	3,499	12.25	-0.53
Karnataka	23.25	22.70	0.55	1,774	6,940	20.15	3.10
Tamil Nadu	3.75	2.75	1.00	3,226	1,119	3.65	0.10
Total	87.02	84.04	2.98	9,613	25,976	70.78	16.24
Orissa	3.85	3.85	0.00	0	1,149	3.70	0.15
Others	2.00	2.00	0.00	0	597	2.00	0.00
Grand Total	307.09	302.24	4.85	15,645	91,669	319.08	-11.99



COTTON ASSOCIATION OF INDIA

Balance Sheet of 11 months

From 1-Oct-2024 to 31-Aug-2025

Details	In Lakh Bales of 170 kg	in '000 Tons
Opening Stock as on 01-Oct-2024	39.19	666.23
Pressings upto 31-August-2025	307.09	5,220.53
Imports upto 31-August-2025	36.75	624.75
Total Available	383.03	6,511.51
Consumption	286.00	4,862.00
Export Shipments upto 31-August-2025	17.00	289.00
Stock with Mills	35.00	595.00
Stock with CCI, Maha. Fedn., MNCs, Ginners, Traders & Exporters	45.03	765.51
Total	383.03	6,511.51



# CAI Services



**Cotton Testing  
Laboratories**



**Maintain Indian  
Cotton Grade  
Standard**



**Indian Cotton  
Spot Rate**




**Arbitration and  
Conciliation  
Mechanism**




**Cotton Research  
and  
Development**



**Issue Certificate  
of Origin**



**Indian Cotton  
Statistics**



**Publications**