



**COTTON  
ASSOCIATION  
OF INDIA**

*Established 1921*

ISO 9001:2015

# **COTTON ASSOCIATION OF INDIA**

**MONTHLY REPORT  
MAY 2024**

**ALL INDIA ARRIVALS**

**STATEWISE CROP ESTIMATES**

**INDIAN COTTON BALANCE SHEET**



# COTTON ASSOCIATION OF INDIA

Cotton Exchange Bldg., 2<sup>nd</sup> Floor, Opp. Cotton Green Rly. Station,  
Cotton Green, Mumbai 400 033.

Telephone No.: 20830685, 8657442944/45/46/47/48

Email: [cai@caionline.in](mailto:cai@caionline.in)

Website: [www.caionline.in](http://www.caionline.in)

## PRESS RELEASE

### **CAI NATIONAL CROP COMMITTEE AND STAKEHOLDERS MET IN LUDHIANA ON 14TH JUNE 2024 – ESTIMATED COTTON PRESSINGS/CROP FOR 2023-24 SEASON AT 317.70 LAKH BALES OF 170 KGS. EACH**

-----

As notified previously, Cotton Association of India (CAI) convened an all India meeting of its National Crop Committee with all stakeholders in Ludhiana on Friday, the 14th June 2024.

This meeting was attended by 70 members including CAI Crop Committee members, Presidents/Secretaries of all 11 upcountry State Associations, Mill Members, MNCs, Exporters, Importers, Traders, Brokers and other prominent personalities from cotton and textile value chain in India.

Padma Bhushan Shri S.P. Oswal, Chairman and Managing Director of Vardhman Group of Companies, shared his outlook on the future of Indian Cotton and Textile Industry and gave his invaluable suggestions on how to overcome the challenges facing the industry. Among other vital suggestions, Shri Oswalji also exhorted the need for regular sharing of cotton and textile related data and the necessity of Government intervention in making such regular submission of data compulsory for all stakeholders.

In his address, the CAI President Shri Atul S. Ganatra highlighted the necessity of concerted efforts from all stakeholders in increasing cotton yields of the country, which are amongst the lowest in the world, at least to the level of world average cotton yield. He also laid emphasis on adoption of new seed technology, modern agro techniques like drip irrigation and propagating the benefits of using pheromone traps by farmers for early detection of pink bollworm infestation for proper and effective crop protection.

After detailed deliberations and based on the pressing data of various states received from respective state Associations and feedback from all stakeholders, the Committee, by consensus, arrived at the total cotton pressings/crop estimate for the ongoing 2023-24 season at 317.70 lakh bales of 170 kgs. each. Further, based on the feedback from the stakeholders, the Committee drew cotton balance sheet for eight months i.e. upto 31st May 2024 and also for the entire season ending 30th September 2024. The cotton pressing estimates and cotton balance sheets with corresponding data for previous year are enclosed herewith: -

1. ESTIMATES OF COTTON PRESSINGS/CROP FOR 2023-24 SEASON – ANNEXURE 1
2. BALANCE SHEET FOR 2023-24 SEASON AS ON 30TH SEPTEMBER 2024 – ANNEXURE 2
3. MONTHLY BALANCE SHEET FOR OCTOBER 2023 TO MAY 2024 – ANNEXURE 3
4. STATE-WISE STATEMENT OF UNSOLD STOCK AS ON 31ST MAY 2024 – ANNEXURE 4

Mumbai

Atul S. Ganatra

Date: 18<sup>th</sup> June 2024

President



# COTTON ASSOCIATION OF INDIA

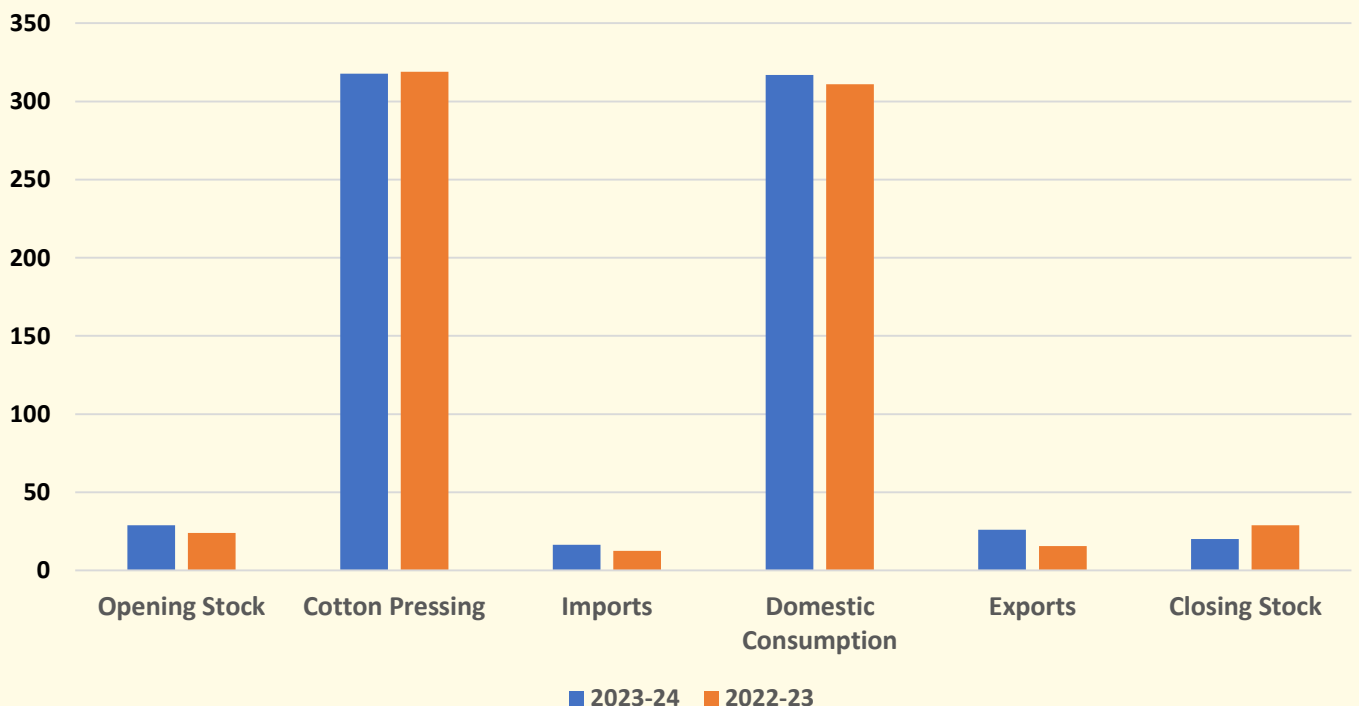
## INDIAN COTTON BALANCE SHEET FOR THE SEASON 2022-23 AND 2023-24


Estimated as on 31st May 2024

All Figures in Lakh Bales of 170 Kg

Season	2023-24		2022-23	Change	
Details	Apr-24	May-24		Monthly	Yearly
<b>Supply</b>					
Opening Stock	28.90	28.90	24.00		4.90
Cotton Pressing	309.70	317.70	318.90	8.00	-1.20
Imports	20.40	16.40	12.50	-4.00	3.90
<b>Total Supply</b>	<b>359.00</b>	<b>363.00</b>	<b>355.40</b>	<b>4.00</b>	<b>7.60</b>
<b>Demand</b>					
Non-MSME Consumption	201.00	201.00	280.00		-79.00
MSME Consumption	100.00	100.00	15.00		85.00
Non Textile Consumption	16.00	16.00	16.00		
<b>Total Domestic Demand</b>	<b>317.00</b>	<b>317.00</b>	<b>311.00</b>		<b>6.00</b>
<b>Available Surplus</b>	<b>42.00</b>	<b>46.00</b>	<b>44.40</b>	<b>4.00</b>	<b>1.60</b>
Exports	22.00	26.00	15.50	4.00	10.50
<b>Closing Stock</b>	<b>20.00</b>	<b>20.00</b>	<b>28.90</b>		<b>-8.90</b>

Indian Cotton Comparative Balancesheet





# COTTON ASSOCIATION OF INDIA

INDIAN COTTON PRESSING ESTIMATE FOR THE SEASON 2022-23 AND 2023-24

Estimated as on 31st May 2024

State	As on 31st May 2024			As on 30th Apr 2024		2022-23	
	Pressed Bales	Loose	Total Bales	Total Bales	Monthly Change in Bales	Total Bales	Yearly Change in Bales
<b>North Zone</b>							
Punjab	3.55	0.20	3.75	3.50	0.25	2.75	1.00
Haryana	12.77	0.48	13.25	13.50	-0.25	11.00	2.25
Upper Rajasthan	15.17	0.33	15.50	15.00	0.50	18.00	-2.50
Lower Rajasthan	13.17	0.33	13.50	14.00	-0.50	11.25	2.25
<b>Total</b>	<b>44.66</b>	<b>1.34</b>	<b>46.00</b>	<b>46.00</b>		<b>43.00</b>	<b>3.00</b>
<b>Central Zone</b>							
Gujarat	86.01	1.99	88.00	87.00	1.00	94.41	-6.41
Maharashtra	85.04	1.46	86.50	80.00	6.50	80.71	5.79
Madhya Pradesh	18.00	0.50	18.50	18.00	0.50	19.50	-1.00
<b>Total</b>	<b>189.05</b>	<b>3.95</b>	<b>193.00</b>	<b>185.00</b>	<b>8.00</b>	<b>194.62</b>	<b>-1.62</b>
<b>South Zone</b>							
Telangana	34.09	0.91	35.00	35.00		30.50	4.50
Andhra Pradesh	12.20	0.30	12.50	12.50		16.40	-3.90
Karnataka	19.45	0.55	20.00	20.00		22.50	-2.50
Tamil Nadu	5.36	0.14	5.50	5.50		5.45	0.05
<b>Total</b>	<b>71.10</b>	<b>1.90</b>	<b>73.00</b>	<b>73.00</b>		<b>74.85</b>	<b>-1.85</b>
Orissa	3.62	0.08	3.70	3.70		3.43	0.27
Others	2.00		2.00	2.00		3.00	-1.00
<b>Grand Total</b>	<b>310.43</b>	<b>7.27</b>	<b>317.70</b>	<b>309.70</b>	<b>8.00</b>	<b>318.90</b>	<b>-1.20</b>

\* Loose cotton production figures are as per the survey report of Sardar Vallabhbhai Patel International School of Textiles and Management for a non-covid year.



# COTTON ASSOCIATION OF INDIA

## ALL INDIA COTTON PRESSINGS

As on 31st May 2024

	Cumulative Pressings		Monthly Change	Daily Average Pressing		Cumulative Pressings	Yearly Change
	31-05-24	30-04-24		Monthly	Cumulative	31-05-23	
	Lakh Bales of 170 Kg			170 Kg Bales		Lakh Bales of 170 Kg	
<b>North Zone</b>							
Punjab	3.65	3.63	0.02	65	1,496	2.35	1.30
Haryana	12.51	12.16	0.35	1,129	5,127	8.45	4.06
Upper Rajasthan	15.36	15.10	0.26	839	6,295	16.78	-1.42
Lower Rajasthan	13.18	13.11	0.07	226	5,402	10.25	2.93
<b>Total</b>	<b>44.70</b>	<b>44.00</b>	<b>0.70</b>	<b>2,258</b>	<b>18,320</b>	<b>37.83</b>	<b>6.87</b>
<b>Central Zone</b>							
Gujarat	81.04	74.49	6.55	21,129	33,213	75.95	5.09
Maharashtra	81.65	75.99	5.66	18,258	33,463	62.68	18.97
Madhya Pradesh	17.45	17.00	0.45	1,452	7,152	17.10	0.35
<b>Total</b>	<b>180.14</b>	<b>167.48</b>	<b>12.66</b>	<b>40,839</b>	<b>73,828</b>	<b>155.73</b>	<b>24.41</b>
<b>South Zone</b>							
Telangana	34.09	33.86	0.23	742	13,971	27.40	6.69
Andhra Pradesh	11.30	11.00	0.30	968	4,631	9.15	2.15
Karnataka	19.50	18.90	0.60	1,935	7,992	18.60	0.90
Tamil Nadu	1.10	1.02	0.08	258	451	1.50	-0.40
<b>Total</b>	<b>65.99</b>	<b>64.78</b>	<b>1.21</b>	<b>3,903</b>	<b>27,045</b>	<b>56.65</b>	<b>9.34</b>
Orissa	3.70	3.70	0.00	0	1,516	3.35	0.35
Others	2.00	2.00	0.00	0	820	2.75	-0.75
<b>Grand Total</b>	<b>296.53</b>	<b>281.96</b>	<b>14.57</b>	<b>47,000</b>	<b>1,21,529</b>	<b>256.31</b>	<b>40.22</b>



## COTTON ASSOCIATION OF INDIA

### Balance Sheet of 8 months

From 1-Oct-2023 to 31-May-2024

Details	In Lakh Bales of 170 kg	in '000 Tons
Opening Stock as on 01-Oct-2023	28.90	491.30
Pressings upto 31-May-2024	296.53	5,041.01
Imports upto 31-May-2024	5.50	93.50
<b>Total Available</b>	<b>330.93</b>	<b>5,625.81</b>
Consumption	212.00	3,604.00
Export Shipments upto 31-May-2024	23.00	391.00
Stock with Mills	47.00	799.00
Stock with CCI, Maha. Fedn., MCX, MNCs, Ginners, Traders & Exporters	48.93	831.81
<b>Total</b>	<b>330.93</b>	<b>5,625.81</b>
<b>BREAK-UP OF THE STOCK OF 48.93 LAKH BALES WITH OTHER THAN MILLS IS AS UNDER:-</b>		
(in lakh b/s of 170 kgs. each)		
CCI	25.21	
MNCs / Ginners	23.32	
MCX	0.40	
<b>Total</b>	<b>48.93</b>	



## COTTON ASSOCIATION OF INDIA

STATE-WISE COTTON UNSOLD STOCK AS ON 31ST MAY 2024

(in lakh bales of 170 kgs. each)

State	MNC	Ginners	Total
Punjab	10,000	15,000	25,000
Haryana	20,000	50,000	70,000
Rajasthan		2,20,000	2,20,000
<b>Total North Zone</b>	<b>30,000</b>	<b>2,85,000</b>	<b>3,15,000</b>
Gujarat	50,000	5,50,000	6,00,000
Maharashtra	2,55,000	7,00,000	9,55,000
Madhya Pradesh		2,00,000	2,00,000
<b>Total Central Zone</b>	<b>3,05,000</b>	<b>14,50,000</b>	<b>17,55,000</b>
Telangana	40,000	72,000	1,12,000
Andhra Pradesh		35,000	35,000
Karnataka	25,000	60,000	85,000
Tamil Nadu			
<b>Total South Zone</b>	<b>65,000</b>	<b>1,67,000</b>	<b>2,32,000</b>
Orissa		30,000	30,000
Others			
<b>Grand Total</b>	<b>4,00,000</b>	<b>19,32,000</b>	<b>23,32,000</b>

## COTTON ASSOCIATION OF INDIA

### NOTE:

The following associations representing various states provide cotton pressing numbers and other input to facilitate the CAI Crop Committee to arrive at accurate all India pressing / crop numbers:-

Sr. No.	State	Members / Associations
1	Punjab	Indian Cotton Association Ltd. (ICAL)
2	Haryana	Indian Cotton Association Ltd. (ICAL)
3	Rajasthan	Indian Cotton Association Ltd. (ICAL)
4	Gujarat	GUJCOT Trade Association
5	Maharashtra	Indian Commodities.Com Maharashtra Cotton Ginners Association
6	Madhya Pradesh	Madhyanchal Cotton Ginners & Traders Association
7	Telangana	Telangana Cotton Millers & Traders Welfare Association
8	Andhra Pradesh	AP Brokers and Ginners
9	Karnataka	Karnataka Cotton Association
10	Tamil Nadu	Tamil Nadu Cotton Association
11	Orissa	Odissa Cotton Association

Further, the CAI Crop Committee relies on data relating to export and import of cotton released by Directorate General of Foreign Trade (DGFT). The Committee takes consumption data released by Committee on Cotton Production and Consumption (COCP) from time to time.

The CAI National Crop Committee, which held its all India meeting with stakeholders in Ludhiana on Friday, the 14th June 2024 arrived at all India pressing numbers for the period from 1st October 2023 to 31st May 2024 based on the input received from above associations, finalised estimated all India pressing numbers for the entire crop year and also drew cotton balance sheet. The estimated pressing data as well as cotton balance sheet were finalised by the CAI National Crop Committee after extensive deliberations and consensus arrived at this meeting.

More than 70 participants including the members of the CAI National Crop Committee, Chairmen and Managing Directors of various textile mills, Presidents and Secretaries of various ginning and pressing associations representing 10 cotton growing states, MNCs, traders, exporters, importers and brokers from various parts of the country attended this meeting.

-----

18th June 2024



**SCRUTINY OF MAHARASHTRA COTTON PRESSING DATA REPRESENTED  
BY INDIAN COMMODITIES.COM**

In order to lend credibility, for the last few years, CAI has engaged the services of an independent agency viz. Indian Commodities.Com (ICC) to carry out monthly surveys of entire Maharashtra state and report accurate pressing numbers from each and every ginning and pressing unit of various regions.

Accordingly, ICC has been submitting its monthly report giving pressing numbers of Maharashtra state to CAI which the CAI Crop Committee has been taking into account for arriving at Maharashtra pressing / crop numbers.

As per Maharashtra pressing reports submitted by ICC upto 31st May 2024, total 81.66 lakh bales have been pressed. The zone-wise details are as under:-

<b>Sr. No.</b>	<b>Zones</b>	<b>Pressing upto 31<sup>st</sup> May 2024 (in lakh bales of 170 kgs. each)</b>
1.	Khandesh	13.68
2.	Marathwada	24.70
3.	Vidarbha	32.08
4.	Akola / Vidarbha	11.20
	<b>Total Pressing</b>	<b>81.66</b>

On 31st May 2024, about 4 to 5% i.e. about 4.85 lakh bales kapas is with farmers. With this, total Maharashtra pressing upto 30th September 2024 would be about 86.50 lakh bales of 170 kgs. each.

As decided at the last meeting of CAI Crop Committee, CAI randomly selected 179 ginning and pressing units from the ICC report upto 30th April 2024 and sent their pressing numbers to the following associations for scrutiny:-

<b>Name of the Region</b>	<b>Scrutinised by</b>
Vidarbha	Vidarbha Cotton Association
Khandesh	Khandesh Gin Press Kharkhandar & Traders Development Association
Akola	The Maharashtra Cotton Brokers' Association
Akola	Vidarbha Cotton Association
Marathwada	The Maharashtra Cotton Ginnery Association

All the above associations conducted scrutiny and sent back their report to CAI by email.

The summary of scrutiny reports is enclosed for reference.

As may be seen from summary of above reports, it has been noticed during scrutiny that pressing data of randomly selected 179 ginning and pressing factories from all 4 zones of Maharashtra state that has been reported by ICC is higher by about 2% than the actual data found by the above regional associations on scrutiny.

The members of the CAI National Crop Committee appreciated the work done by ICC and requested ICC to continue collecting pressing data of Maharashtra state as in the past.

Further, based on this scrutiny, an adjustment has been made in the pressing data reported by ICC till 30th April 2024 in order to arrive at accurate pressing data of the entire Maharashtra state.

During this meeting, one spinning mill member has complained to CAI that one brokers association and one service provider are misguiding the trade by giving false and excessive pressing number of one crore bales for Maharashtra state without their having authentic pressed bale data of Maharashtra ginnerers from the associations of all 4 regions of Maharashtra state in writing. The mill member has requested CAI to stop release of such false data and take appropriate action as due to such false data, spinning mills are finding it extremely difficult to sell yarn and that also entire Maharashtra State ginnerers are facing trouble in selling their pressed bales at appropriate market rate due to such false data. The CAI has informed that this matter will be discussed at the next CAI Board meeting and necessary steps as may be decided by the Board will be taken in the matter.

At CAI, we have also received a complaint from one Maharashtra farmer against such false and excessive crop estimate of one crore bales. The farmer has written a letter to CAI stating that as per Indian Government Agriculture Department, cotton crop in Maharashtra is estimated at 82.43 lakh bales. However, according to his (farmer's) estimate, Maharashtra crop is 70 lakh bales as due to inadequate rains, cotton yields in Maharashtra is very poor.

Due to such false estimate of one crore bales in Maharashtra, the cotton farmers are not getting proper kapas rate and committing suicides in last few years. In his letter the said farmer requested CAI to take action against publishing such data. The CAI has written a letter and endorsed copies to the complainant and the Office of the Textile Commissioner and Cotton Corporation of India.

Forwarded for information of the members.

Encl: As above

-----

18th June 2024

# COTTON ASSOCIATION OF INDIA

## SUMMARY OF PRESSED COTTON BALES OF MAHARASHTRA FOR THE SEASON 2023-24

BASED ON THE REPORT OF ICC UPTO 30TH APRIL 2024 AND SCRUTINISED BY RESPECTIVE ASSOCIATIONS

NAME OF THE REGION	NO. OF RANDOMLY SELECTED FACTORIES	PRESSING NUMBERS REPORTED BY ICC	SCRUTINISED PRESSING FIGURES OF RANDOMLY SELECTED FACTORIES		DIFFERENCE	PERCENTAGE DIFFERENCE
			SCRUTINISED BY	PRESSING NUMBERS		
VIDARBHA	42	8,92,090	VIDARBHA COTTON ASSOCIATION	8,80,553	11,537	1.29
KHANDESH	31	7,14,600	KHANDESH GIN PRESS KHARKHANDAR & TRADERS DEVELOPMENT ASSOCIATION	6,33,378	81,222	11.37
AKOLA	33	5,28,725	THE MAHARASHTRA COTTON BROKERS' ASSOCIATION	5,51,500	-22,775	-4.31
AKOLA	33	5,28,725	VIDARBHA COTTON ASSOCIATION	5,33,065	-4,340	-0.82
MARATHWADA	40	7,27,205	THE MAHARASHTRA COTTON GINNERS ASSOCIATION	7,21,855	5,350	0.74
<b>TOTAL</b>	<b>179</b>	<b>33,91,345</b>		<b>33,20,351</b>	<b>70,994</b>	<b>2.09%</b>

## **CAI President, Shri Atul S. Ganatra's Speech at All-India Meeting of CAI National Crop Committee in Ludhiana on June 14, 2024**

My dear Shri. S. P. Oswalji, Chairman Vardhman Group, Madam Suchita Oswal Jain, M. D. Vardhman Group, Shri Munish Avasthi, CMD Sportsking India, and all my cotton friends.

First of all, I thank all the 70 members who have spared their precious time to attend this All-India Meeting of CAI National Crop Committee in Ludhiana. We thank you again for your participation.

I would like to express my gratitude to Vardhman Textiles Limited for hosting the cocktails and dinner yesterday and for providing their amazing facilities for this meeting in Ludhiana today.

CAI has been giving crop numbers and Indian Cotton Balance Sheet from last 100 years. For Indian cotton, the entire world is only looking at CAI Balance Sheet from last 100+ years. Earlier, the balance sheet was finalised by CAI themselves only. From last many years we have formed a CAI crop committee with 30 + members from all 10 cotton growing states. We make production and balance sheet as under:

1. Production figures are given by all 10 states along with monthly pressing numbers.
2. Cotton consumption taken by CAI as per COCPC.
3. Import and Export data are taken from DGFT site.
4. The above details confirming that this balance sheet is made by the trade and not by CAI.

From the last two years we have started holding National crop committee physical meeting in which the entire textile industry is attending and making necessary changes in the production and entire balance sheet data in a very democratic way.

CAI's aim is to give perfect production and balance sheet to the trade through its national crop committee meeting.

At present our textile industry is facing two difficulties and they are

1. 11% duty on import cotton.
2. To get new seed technology to increase the yield.

If we fail to give new seed technology to our farmers, they will eventually stop growing cotton. Due to lower yield, higher labour cost and lower market rate, farmers are not getting good income by growing cotton. Hence, it is the duty of all 10 States Associations to come together with CAI and work as a team to get new seed technology and remove import duty.

Friends, Shri. S.P. Oswalji, Chairman of Vardhan Textiles Limited & Managing Director, is present today. Shri Oswalji is a well-known personality in the textile sector and needs no introduction. However, as the President of CAI, I have been entrusted with the pleasant task of introducing Shri. Oswalji.

Shri. S.P. Oswalji has been awarded the country's third highest civilian award, the Padma Bhushan in 2010, in recognition of his distinguished services in the field of trade and industry.

He has many more achievements and honours to his name. He was included as one of the best CEOs of India, In Business Today, January, 2017 and 2018. He was also awarded Udyog Ratna by the Punjab Government and Madhya Pradesh Government.

The Cotton Association of India has also honored Shri. Oswalji with Life Time Achievement Award for his visionary contribution and outstanding presence in the field of textile and industry during its Centenary celebrations in Mumbai in October 2022.

We heartily welcome Shri. Oswalji to this All-India Meeting of CAI National Crop Committee. We would like to honour him with a memento and a shawl as a token of our appreciation.

Thank you, thank you very much.

# CAI Services



**Cotton Testing  
Laboratories**



**Maintain Indian  
Cotton Grade  
Standard**



**Indian Cotton  
Spot Rate**



**Arbitration and  
Conciliation  
Mechanism**




**Cotton Research  
and  
Development**



**Issue Certificate  
of Origin**



**Indian Cotton  
Statistics**



**Publications**