

Weekly Publication of



**Cotton
Association
of India**

COTTON STATISTICS & NEWS

Edited & Published by Amar Singh

2021-22 • No. 49 • 8th March, 2022 Published every Tuesday

Cotton Exchange Building, 2nd Floor, Cotton Green, Mumbai - 400 033
Telephone: 8657442944/45/46/47/48 Email: cai@caionline.in
www.caionline.in

Highly Protective Reusable Face Mask – Designing and Development

EXPERT'S Column



Dr. Prasanta K. Panda

Senior Scientist
BTRA, Mumbai,
Ph.D (IIT Delhi)
with 20 Years of
experience including
industry, academics
and research.



Dr. Shital Palaskar
She has 12 years
experience in plasma
processing of textiles
for functional
finishing and the PI
of the project entitled
"Development of
highly protective,
reusable and
functional
facemask."



**Shri. Mahesh
Kapurderiya**
(B.Tech Chemical
Engineering), Project
Associate at BTRA
Mumbai, Having 5
years of experience
in Research and
Spinning (Wet
spinning &
Electrospinning).



Shri Karan Talreja
He is a Google
certified UX
Designer, pursuing
Bachelors of Fashion
and Apparel
Designing with
Apparel design as a
major subject from
Axis Institute of
Fashion Technology,
Kanpur.



Ms. Sakshi Mishra
She is a Final year
student, pursuing
Bachelor's of
Fashion and Apparel
Designing at Axis
Institute of Fashion
Technology,
Kanpur.

Wearing a face mask is a compulsory requirement for today's lifestyle due to the Covid-19 pandemic. The Government of India has also imposed strict regulations for use of face masks in public areas to prevent the spread of Covid-19.

Roughly face masks are categorised into three categories - fabric masks, surgical masks and respirators. The fabric-based masks available

in the market do not guarantee protection. Disposable protective masks (N95 and similar) give good protection and are the most commonly used protective masks. However, suffocation due to the synthetic fibres and fibre formation inside the mask makes it very uncomfortable to use and disposal of such used masks is another big issue. There are many reusable and washable face masks available in the market, however their efficacy is unknown. Hence, it was important to

develop a washable, reusable mask with reliable protection and comfort properties.

Hence, we at Bombay Textile Research Association (BTRA) have designed and developed unique cotton-based 5 layers highly protective face masks with improved comfort, breathability, and above 95% bacterial filtration efficiency. The BTRA developed mask gives very good protection, is comfortable to use and is recommended for use by common people. The mask is tested as per the requirements of Surgical Face Mask IS 16289 class 3 and has passed all test requirements. Further, the wash durability to normal home laundering has also been studied.

Reusable cotton face masks are preferred over disposable non-woven masks due to their comfort. However, the fabric used for the mask is normally open weave with large pores size. The porous nature of textiles means that viruses and bacteria can be trapped within the fabric structure, which possibly lowers the risk of the viruses being transferred. On the other hand, the size of bacteria, microbes and viruses are in the range of 0.012 to 0.5 microns. However, the pore size of the fabric is much larger than the pathogens and they can easily pass through the fabric pores. Reduction of the pore size without affecting the breathing comfort is necessary to improve the efficacy of the mask. The use of nanofibre membrane as a filter may help in solving the problem and improve filtration efficiency [4]. Hence, we have used the nano fibre-based membrane filter to reduce the pore size and improve the bacterial filtration efficiency. This work aimed to develop the washable, reusable, comfortable and highly protective face mask.

Materials and Methods

Materials: 100% cotton fabric with 95 GSM-having 96 ends per inches and 62 picks per inches with warp and weft count of 40Nes and 34Nes respectively was procured from India mart supplier. Polypropylene spun bond nonwoven with 30 GSM was used. Elastic, nose wire and elastic adjuster were procured from the local market.

Methods: The measured amount of acetic acid and formic acid in the required ratio was taken in a conical flask and stirred using a magnetic stirrer. The polymer was added slowly during stirring and kept for 2h. The needleless

electrospinning machine from ELMARCO (NS IS500 U) with wire electrode was used for the nanofibre spinning. Electrospinning parameters such as concentration of polymer, positive electrode voltage, negative electrode voltage, the distance between the electrode and relative humidity were standardised. Morphology and diameter of Nylon 6 nanofibres were observed by Scanning Electron Microscope (SEM JEOL JSM 5400). Quanta chrome's 3G porometer operating under windows ® the 3G win software was used for the analysis of pore size. Nanofibre layer spun at optimised parameters was used to reduce the pore size of the designed mask.

Mask Design: The designing of the protective mask was the critical part. Considering the different patterns available and drawbacks of the theme, we have designed a uniquely comfortable and proper fitting mask in four different sizes as shown in Table 1.

Table 1. Different sizes as per weight groups

Sr. no	Weight (kg)	Size	Dimensions	
			length	Width
1	10-20	XS	19	10
2	21-40	S	21	12
3	41-65	M	23	15
4	65+	L	25	16.5

Mask should be worn in such a way that the nose and mouth are covered fully, there should be minimum leakages from the sides and it should stay in the proper place. Figure 1 shows

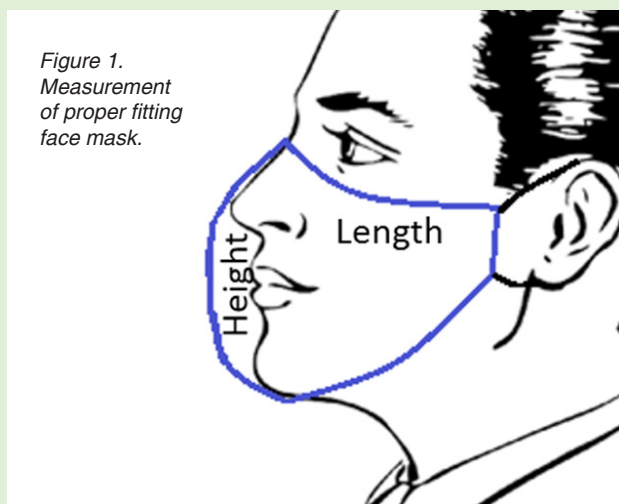


Figure 1. Measurement of proper fitting face mask.

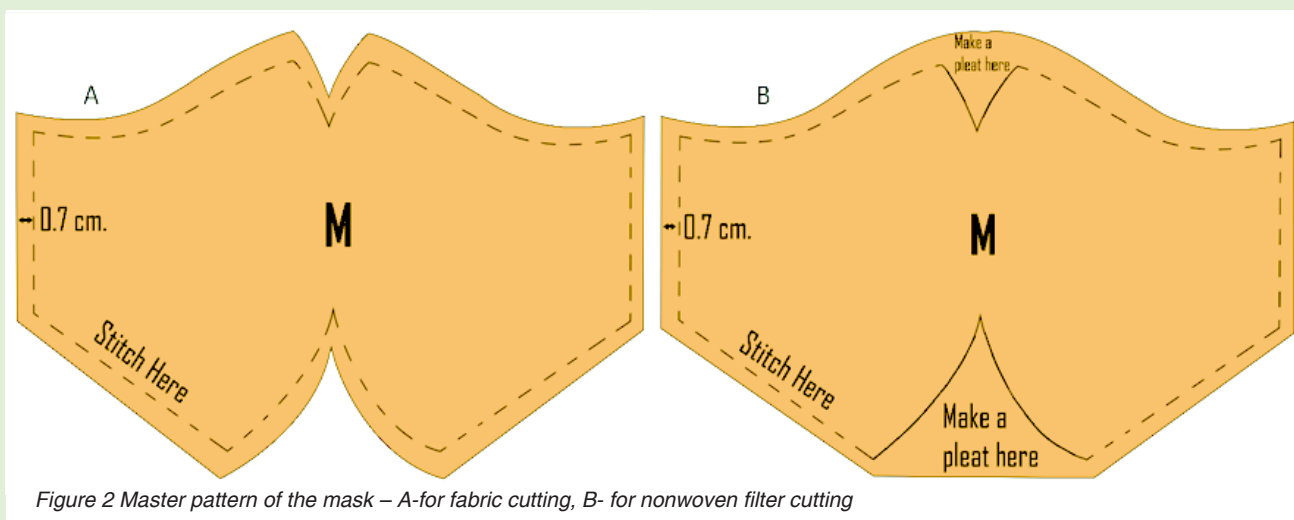


Figure 2 Master pattern of the mask – A-for fabric cutting, B- for nonwoven filter cutting

the correct methods to take the measurements for the proper fitting mask. The upper edge of the mask should be a little below the eye to provide clear vision and 0.5 to 1 inch under the chin. The horizontal length of the mask must cover the full mouth and be an inch away from the ear.

One more important point to be noted is that the mask should not have a throughout cut at the centre to provide maximum protection. In a mask with a throughout cut at the centre, the stitching line may create pinholes at the centre through which the bacteria and viruses can penetrate though the mask directly near the nose and diminish the purpose of wearing a protective

mask. Therefore, our mask does not have a throughout cut at the centre. The pattern design is shown in Figure 2.

Characterisations: Good performance of the protective face mask is one of the most important requirements. There are two Indian Standards (IS) wherein requirement criteria for the protective mask has been given. Specifications of the mask as per two different IS are listed in Table 2.

It may be noted from Table 2 that, bacterial filtration efficiency (BFE) and Breathability as differential pressure and breathing resistance are the most important parameters for surgical masks and respirators. Hence in our study, we have

Table 2. Specification of the mask as per IS 16289 and IS 9473

Parameters	Surgical Face Mask IS 16289			Respiratory protective devices IS 9473		
	Class 1	Class2	Class3	FFP 1	FFP 2	FFP 3
Bacterial filtration efficiency	95	98	98	--	--	--
Differential pressure @8L/min, pa	29.4 pa	29.4 pa	49.0pa			
Breathing Resistance @95l/min, mbar				2.1	2.4	3.0
Splash resistance	--	--	120	--	--	--
Sub-micron particulate filtration efficiency	--	--	98% @ 0.1 μ	--	--	95% @ 0.3 μ
Leakage	--	--	--	<25%	<11%	<5%
Penetration- Paraffin oil	--	--	--	NA	2%	1%
Flammability	--	--	--	Yes	Yes	Yes

studied both the parameters for our developed mask.

Differential Pressure: Differential pressure test of the samples was performed according to IS 16289 as prescribed in annexe C at an airflow rate of 8 L/min. Five readings were taken from five different mask specimens and the average reading was recorded differential pressure value of the mask.

Bacterial Filtration Efficiency (BFE): BFE of the BTRA developed face mask samples was performed as per the ASTM F-2101. The test samples were challenged to *Staphylococcus aureus* bacteria with a mean aerosol particle size of 3.0 ± 0.3 micron with a flow rate of 28.5 L/min. the bacterial aerosol passed through the mask was collected on the Tryptic soya agar and incubated for 24hr at 37°C. The growth of the bacteria was counted as several CFU and the percentage of the BFE was calculated. Similarly, the BFE of the washed samples was also studied after 5 and 10 items of washing.

Fabric Characterisation: All the cotton fabrics were subjected to colour fastness to washing, light and rubbing tests using respective IS standards.

Results and Discussions:

Differential Pressure (DP): DP essentially measures the difference in pressure between two given points. When considering the DP of any mask, it measures the resistance created by the mask at constant airflow. Lowering the resistance better is the breathability and the mask will provide more comfort. We have measured the DP of our samples at an airflow rate of 8L/min as per IS 16289. We received the DP value of 55.5pa/cm² which is a little higher than that of the standard requirement as shown in Table 2 for the class 3 mask. However, we have also compared our face mask with various N95 masks available in the market and found that the DP values of the commercial N95 mask samples are very high than that of our developed samples.

Table 3 Differential pressure of the samples at 8L/min airflow

Sample Name	Differential pressure (pa/cm ²)
Fabric only single layers	6.12
Nonwoven filter	26.9
Mask	55.5

Table 3 shows the DP of various components of the mask. It may be noticed that the DP fabric is the result of its weaving pattern and cover factor by changing the weaving structure we can further reduce the DP of the mask and meet the requirement of 49 pa/cm² for class 3 surgical masks.

Bacterial Filtration Efficiency (BFE): BFE of the unwashed and washed samples is depicted in Fig. 3. It can be seen that initially before washing the BFE was 98%. This indicates that there is only 2% of bacterise can pass through the mask and the remaining 98% are filtered out. This high BFE can be attributed to the nano-membrane filter used as the middle layer of the mask. Nano membrane effectively works to reduce the pore size of the filter media without affecting breathability. This meets the requirement of IS 16289 class 3 masks. Further, after washing up to 10 washes the BFE is not reduced and can provide 98.5% bacterial protection.

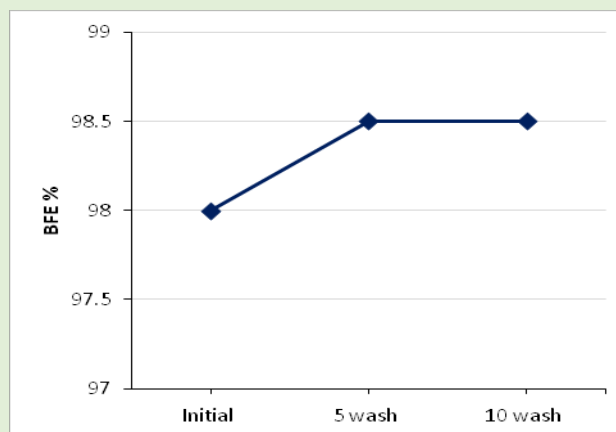


Figure 3 BFE of the mask samples up to 10 wash

Fabric Characterisation: The cotton fabrics used for the outer and inner layer of the mask was subjected to colour fastness to washing at 60°C for 30 min as per IS standard 105 C10 teste method. The results and given in Table 4. As can be seen from Table 4 that all the samples have good colour fastness to washing. Similarly, colour fastness to natural sunlight was tested by accelerated test using IS 105 B02 standard method. It was found that all the samples have good colourfastness to light rating. Further, it can be seen from the table that only the black sample has poor colour fastness to wet rubbing.

Dimensional changes after washing were also analysed and reported in Table 4 as % shrinkage.

Design and Comfort: The design of the mask is made in such a way that it should meet the

Table 4 colour fastness properties of the mask samples

Fabric colour	Colour fastness				Shrinkage (%)	
	Washing	Light	Rubbing		warp	weft
			Dry	Wet		
White	NA	5	NA	NA	6.4	2.1
Black	4-5	5	4-5	2	5.4	2.6
Navy blue	4-5	5	4-5	3	5.1	6.8
Olive green	4-5	4	4-5	4	6.0	1.3
Mustered yellow	4-5	4	4-5	4	4.6	4.8
Purple	4-5	4	4-5	3	5.2	5.6

specifications of both the standards and provide comfort to the wearer. Cotton fabric, polypropylene nonwoven and nanofibre membrane are arranged in five different layers to make the protective mask. Adjustable nose chip provided at the top centre of the mask ensure proper fitting and keeps the mask at the proper position, eliminating the leakages and reducing the fogging effect. The elastic with little wider width (8mm) reduces the tress on the ear and an elastic adjuster makes it more comfortable to fit as per the choice of the individual.

The design and comfort of any face mask is the subject matter of an individual and hence cannot be tested quantitatively using any instrumental techniques. Therefore, the design and comfort of the mask were evaluated through the feedback of users. Total 50 reviews from different users of 25 to 55 age groups were analysed and found that more than 95% of the users were happy with the comfort, that is the breathability of the mask and outer fabric feel. More than 70% are happy with the colours, print and look of the mask. It is well understood that the colour, print and design is the individual's choice and can differ from person to person. Further, a few people were unhappy with the size of the mask. This issue can be resolved by choosing the proper size as suggested in Table 1. Overall, it was concluded from the feedback that, the BTRA developed masks provide comfort and also comply with the requirements of the standard.

Conclusions:

We at BREA have developed a highly protective face mask. Differential pressure of the mask was found to be 55.5 pa/cm² which gives better breathing comfort. 98% BFE provides very good

protection against bacterise. The mask passes the requirement of IS 16289 class 3 surgical masks. Front and back cotton fabric is skin-friendly and absorbed more sweat. The adjustable nose clip avoids the fogging on specs. The ear loop adjuster provides more comfort by reducing the stress on-ear.

Acknowledgements:

The authors are thankful to Dr T. V. Sreekumar, Director, The Bombay Textile Research Association for providing financial assistance for this study.

References

1. NIOSH. NIOSH Recommended Guidelines for Personal Respiratory Protection of Workers in Health-Care Facilities Potentially Exposed to Tuberculosis; United State Department of Health and Human Services, National Institute for Occupational Safety and Health: Cincinnati, OH, USA, 1992.
2. Huang, J.; Huang, V. Evaluation of the Efficiency of Medical Masks and the Creation of New Medical Masks. *J. Int. Med. Res.* 2007, 35, 213–223.
3. Ka-Po Lee, Joanne Yip, Chi-Wai Kan, Jia-Chi Chiou and Ka-Fu Yung, Reusable Face Masks as Alternative for Disposable Medical Masks: Factors that Affect their Wear-Comfort, *Int. J. Environ. Res. Public Health* 2020, 17, 6623; doi:10.3390/ijerph17186623
4. Ho, K.-F., Lin, L.-Y., Weng, S.-P., Chuang, K.-J., Medical mask versus cotton mask for preventing respiratory droplet transmission in microenvironments. *Sci. Total Environ.* 2020, 735, 139510 <https://doi.org/10.1016/j.scitotenv.2020.139510>
5. Potential biodegradable face mask to counter the environmental impact of Covid-19 Pintu Pandit, Subhankar Maity, Kunal Singha, Annu, MuhammetUzun, MehdihasanShekh, Shakeel Ahmed, *Cleaner Engineering and Technology* 4 (2021) 100218

Source: Bombay Textile Research Association, L B S Marg, Ghatkopar (W), Mumbai 400086

(The views expressed in this column are of the author and not that of Cotton Association of India)

Glimpses of the Mahashivratri Festival celebrated at the Bhid Bhanjan Mahadev Temple at Colaba, Mumbai, on March 1st, 2022





Since 1921, we are dedicated to the cause of Indian cotton.

Just one of the reasons, you should use our Laboratory Testing Services.

The Cotton Association of India (CAI) is respected as the chief trade body in the hierarchy of the Indian cotton economy. Since its origin in 1921, CAI's contribution has been unparalleled in the development of cotton across India.

The CAI is setting benchmarks across a wide spectrum of services targeting the entire cotton value chain. These range from research and development at the grass root level to education, providing an arbitration mechanism, maintaining Indian cotton grade standards, issuing Certificates of Origin to collecting and disseminating statistics and information. Moreover, CAI is an autonomous organization portraying professionalism and reliability in cotton testing.

The CAI's network of independent cotton testing & research laboratories are strategically spread across major cotton centres in India and are equipped with:

- State-of-the-art technology & world-class Premier and MAG cotton testing machines
- HVI test mode with trash% tested gravimetrically

LABORATORY LOCATIONS

Current locations : • **Maharashtra** : Mumbai; Yavatmal; Aurangabad; Jalgaon • **Gujarat** : Rajkot; Ahmedabad • **Andhra Pradesh** : Adoni
• **Madhya Pradesh** : Khargone • **Karnataka** : Hubli • **Punjab** : Bathinda • **Telangana**: Warangal, Adilabad



COTTON ASSOCIATION OF INDIA

Cotton Exchange Building, 2nd Floor, Opposite Cotton Green Railway Station, Cotton Green (East), Mumbai - 400 033, Maharashtra, INDIA
Tel.: +91 8657442944/45/46/47/48 • E-mail: cai@caionline.in • www.caionline.in

UPCOUNTRY SPOT RATES								(Rs./Qtl)					
Standard Descriptions with Basic Grade & Staple in Millimetres based on Upper Half Mean Length [By law 66 (A) (a) (4)]								Spot Rate (Upcountry) 2020-21 Crop February-March 2022					
Sr. No.	Growth	Grade Standard	Grade	Staple	Micronaire	Gravimetric Trash	Strength /GPT	28th	1st	2nd	3rd	4th	5th
1	P/H/R	ICS-101	Fine	Below 22mm	5.0 – 7.0	4%	15	15016 (53400)		15241 (54200)	15100 (53700)	15185 (54000)	15185 (54000)
2	P/H/R (SG)	ICS-201	Fine	Below 22mm	5.0 – 7.0	4.5%	15	15757 (53900)		15381 (54700)	15241 (54200)	15325 (54500)	15325 (54500)
3	GUJ	ICS-102	Fine	22mm	4.0 – 6.0	13%	20	10967 (39000)	H	10686 (38000)	10545 (37500)	10686 (38000)	10686 (38000)
4	KAR	ICS-103	Fine	23mm	4.0 – 5.5	4.5%	21	-		-	-	-	-
5	M/M (P)	ICS-104	Fine	23mm	4.5 – 7.0	4%	22	18700 (66500)		18559 (66000)	18419 (65500)	18503 (65800)	18503 (65800)
6	P/H/R (U) (SG)	ICS-202	Fine	27mm	3.5 – 4.9	4.5%	26	20134 (71600)	O	20359 (72400)	20218 (71900)	20359 (72400)	20359 (72400)
7	M/M(P)/SA/TL	ICS-105	Fine	26mm	3.0 – 3.4	4%	25	18559 (66000)		18559 (66000)	18419 (65500)	18503 (65800)	18503 (65800)
8	P/H/R (U)	ICS-105	Fine	27mm	3.5 – 4.9	4%	26	20303 (72200)		20528 (73000)	20387 (72500)	20528 (73000)	20528 (73000)
9	M/M(P)/SA/TL/G	ICS-105	Fine	27mm	3.0 – 3.4	4%	25	19122 68000	L	19122 (68000)	18981 (67500)	19065 (67800)	19065 (67800)
10	M/M(P)/SA/TL	ICS-105	Fine	27mm	3.5 – 4.9	3.5%	26	19684 70000		19825 (70500)	19740 (70200)	19881 (70700)	19881 (70700)
11	P/H/R (U)	ICS-105	Fine	28mm	3.5 – 4.9	4%	27	20837 (74100)		21062 (74900)	20921 (74400)	21062 (74900)	21062 (74900)
12	M/M (P)	ICS-105	Fine	28mm	3.7 – 4.5	3.5%	27	20949 (74500)	I	21146 (75200)	21062 (74900)	21202 (75400)	21202 (75400)
13	SA/TL/K	ICS-105	Fine	28mm	3.7 – 4.5	3.5%	27	21006 (74700)		21202 (75400)	21118 (75100)	21259 (75600)	21259 (75600)
14	GUJ	ICS-105	Fine	28mm	3.7 – 4.5	3%	27	21090 (75000)		21287 (75700)	21202 (75400)	21343 (75900)	21343 (75900)
15	R(L)	ICS-105	Fine	29mm	3.7 – 4.5	3.5%	28	20246 (72000)	D	20471 (72800)	20331 (72300)	20471 (72800)	20471 (72800)
16	M/M (P)	ICS-105	Fine	29mm	3.7 – 4.5	3.5%	28	21512 (76500)		21709 (77200)	21624 (76900)	21793 (77500)	21793 (77500)
17	SA/TL/K	ICS-105	Fine	29mm	3.7 – 4.5	3%	28	21568 (76700)		21765 (77400)	21680 (77100)	21849 (77700)	21849 (77700)
18	GUJ	ICS-105	Fine	29mm	3.7 – 4.5	3%	28	21343 (75900)	A	21540 (76600)	21455 (76300)	21652 (77000)	21652 (77000)
19	M/M (P)	ICS-105	Fine	30mm	3.7 – 4.5	3.5%	29	22215 (79000)		22412 (79700)	22327 (79400)	22524 (80100)	22524 (80100)
20	SA/TL/K/O	ICS-105	Fine	30mm	3.7 – 4.5	3%	29	22355 (79500)		22552 (80200)	22468 (79900)	22665 (80600)	22665 (80600)
21	M/M (P)	ICS-105	Fine	31mm	3.7 – 4.5	3%	30	22580 (80300)	Y	22777 (81000)	22693 (80700)	22890 (81400)	22890 (81400)
22	SA/TL/K/TN/O	ICS-105	Fine	31mm	3.7 – 4.5	3%	30	22665 (80600)		22861 (81300)	22777 (81000)	22974 (81700)	22974 (81700)
23	SA/TL/K/TN/O	ICS-106	Fine	32mm	3.5 – 4.2	3%	31	N.A. (N.A.)		N.A. (N.A.)	N.A. (N.A.)	N.A. (N.A.)	N.A. (N.A.)
24	M/M (P)	ICS-107	Fine	34mm	2.8 - 3.7	4%	33	26433 (94000)		26152 (93000)	26152 (93000)	26433 (94000)	26433 (94000)
25	K/TN	ICS-107	Fine	34mm	2.8 - 3.7	3.5%	34	28120 (100000)		28120 (100000)	28120 (100000)	28401 (101000)	28401 (101000)
26	M/M (P)	ICS-107	Fine	35mm	2.8 - 3.7	4%	35	27276 (97000)		27558 (98000)	27558 (98000)	27839 (99000)	27839 (99000)
27	K/TN	ICS-107	Fine	35mm	2.8 - 3.7	3.5%	35	29245 (104000)		29526 (105000)	29526 (105000)	29807 (106000)	29807 (106000)

(Note: Figures in bracket indicate prices in Rs./Candy)