

Weekly Publication of



**Cotton
Association
of India**

COTTON STATISTICS & NEWS

Edited & Published by Amar Singh

2024-25 • No. 47 • 18th February, 2025 Published every Tuesday

Cotton Exchange Building, 2nd Floor, Cotton Green, Mumbai - 400 033
Telephone: 8657442944/45/46/47/48 Email: cai@caionline.in
www.caionline.in

Status & Prospects: Extra Long Staple Cotton Production in India

EXPERT'S Column



Dr. Y.G. Prasad
Director, ICAR-Central Institute
for Cotton Research (CICR),
Nagpur

Dr. Y. G. Prasad received his PhD in Entomology from the Pusa Institute, New Delhi and currently works as Director, (CICR), Nagpur. Dr Prasad is on the Board of Management of State Agricultural Universities (Dr PDKV, Akola and NAU, Gujarat); Steering group member of Digital India Corporation, Meity, GoI, on digital solutions initiatives for North East India. As an Entomologist, he has extensive experience in IPM, pest forecasting and climate change adaptation. Steering country-wide implementation of large-scale demonstrations on HDPS cotton under special project in 8 cotton growing states in PPP mode.



Dr. R. Raja
Principal Scientist
ICAR-CICR,
Regional Station, Coimbatore,

Dr. R. Raja, a Principal Scientist at the ICAR-Central Institute for Cotton Research, Regional Station, Coimbatore, is an experienced agronomist with 21 years of research expertise across various regions of India. His work focuses on crop production under challenging weather conditions, and he has successfully developed and demonstrated climate-resilient production technologies. He has developed technology for yield enhancement in extra-long staple cotton. Currently, he is actively engaged in advancing precision agriculture and exploring the use of drones in cotton farming.



Dr. S. Manickam
Principal Scientist
ICAR-CICR,
Regional Station, Coimbatore,

Dr. S. Manickam is a Principal Scientist at the ICAR-Central Institute for Cotton Research, Regional Station, Coimbatore, is an accomplished cotton breeder with 28 years of research experience. His expertise lies in cotton varietal development, including the advancement of Bt cotton varieties. Dr. Manickam has played a pivotal role in the development and release of several Bt cotton varieties, His contributions have significantly advanced cotton breeding, supporting the development of high-yielding, pest-resistant cotton varieties for sustainable agriculture.

The term 'Extra Long Staple' (ELS) cotton denotes a cotton fibre of extraordinary fibre length. ELS cotton is renowned for its superior fibre length, strength, and lustre, making it highly sought after in the textile industry for premium products like high-thread-count fabrics and luxury apparel. The definition of ELS cotton is not globally standardised, and each producing and consuming country has its own standards to define ELS cotton. The recognised industry standard for the minimum fibre length of an ELS fibre is 1-3/8" or 34.925 mm. In India, as per the ICAR-CIRCOT, Mumbai classification, staple length of more than 32.5 mm is considered as ELS cotton (Sundaram et al., 2002).

During the late 1940s and early 1950s, cotton production in India was limited to short and medium staple varieties, with no long or extra-long staple cottons. To address this gap, a comprehensive and systematic breeding program was launched in 1947 by the Cotton Specialist of Madras State (Balasubramaniam, 1963). A dedicated initiative, the Sea Island Cotton Research Scheme, was implemented under the Indian Central Cotton Committee from 1949 to 1956. This effort led to the identification of the Sea Island Andrews variety as a promising "bread and butter" strain, well-suited for cultivation as a monsoon crop in the West Coast districts of Mysore and Kerala, which were then part of Madras State.

The establishment of the All India Coordinated Cotton Improvement Project by the Indian Council of Agricultural Research at Coimbatore, Tamil Nadu further accelerated cotton breeding efforts. At the Coimbatore Station, reselection within the Egyptian cotton variety Karnak led to the development of Sujata, the first Egyptian-type cotton in India, released in 1969 (Santhanam & Krishnamurthy, 1970). Sujata, suited for irrigated cotton tracts in Tamil Nadu, had a high spinning value of 100s count yarn. However, the Indian Cotton Mills Federation emphasised the need for an ELS variety with superior fibre strength to meet industry demands. This led to the development and release of Suvin in

1974, which was rated equivalent to Giza 45, a premium Egyptian cotton then imported into India (Krishnamurthy, 1980). Suvin was developed through hybridisation between Sujata and the Sea Island St. Vincent V 135 variety. With a 2.5% span length of 39 mm, fibre strength of 37 g/tex, and a micronaire value of 3.3 at the time of its introduction, Suvin was hailed by the textile industry as the "pride of India" and a viable alternative to Egyptian cotton imports during the 1970s (Santhanam, 1993).

After the development of hybrid cotton in India during 1970, the cultivation of four species was undertaken. Thereafter, India produced the widest range of cottons capable of spinning from 6s to 120s counts. During 1990s, India produced sufficient quantity of all the four species as per the requirement. The import of cotton, particularly of Egyptian and Sudanese long and extra long staple cottons, was a regular phenomenon till 1978-79. However after 1990s, India has emerged as a net exporter of cotton and imported only ELS cotton. During 2000, *Gossypium hirsutum* represented 69% of the total cotton in India followed by *G. arboreum* (17%), *G. herbaceum* (11%) and *G. barbadense* (3%). However, after the introduction of Bt hybrids for commercial cultivation in the year 2002-03, the composition of cultivation of species drastically changed.

By 2012, most of the cotton area in India was under *G. hirsutum* group (>95%) leaving only <5% under *G. arboreum* & *G. herbaceum* and negligible area under *G. barbadense* group (Anonymous, 2017), which resulted in decline in ELS cotton production in India and resulted in

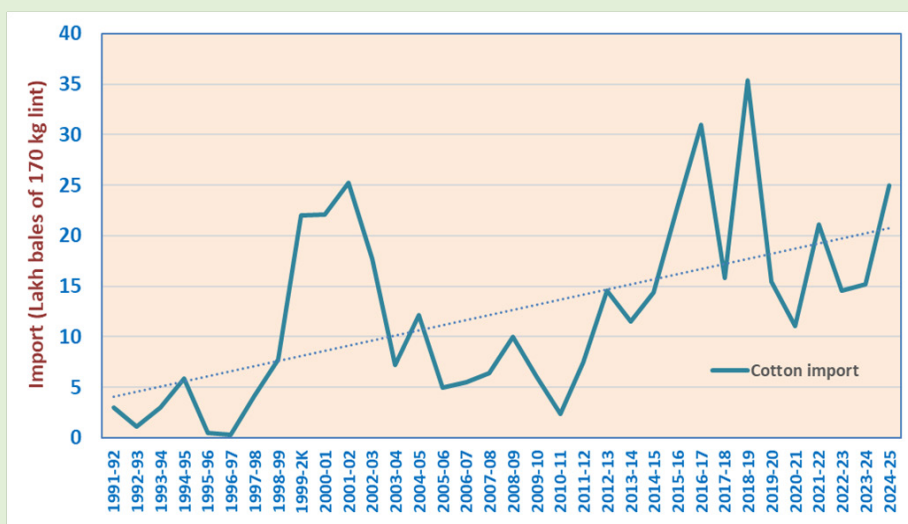


Fig 1. India's cotton import during 1991-92 to 2024-25
(Data source: https://caionline.in/news_reports/cab_balancesheet)

Table 1. Year wise domestic production and import of premium ELS cotton (35mm staple length) in India

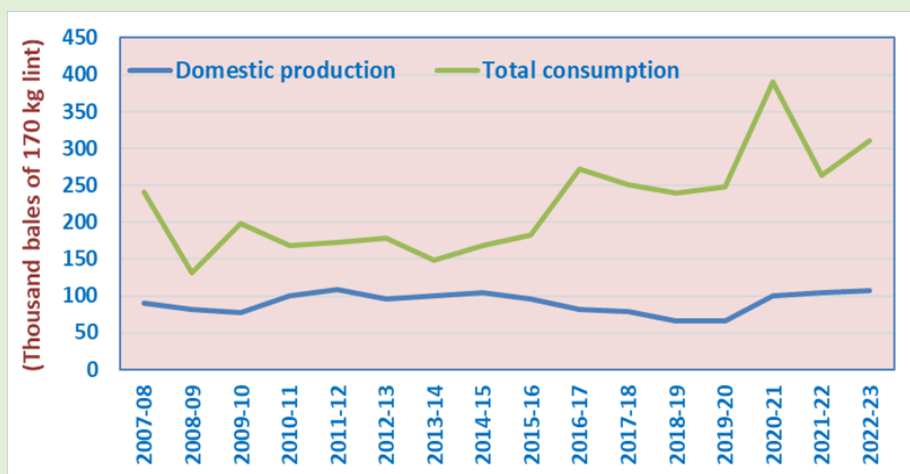
Year	Domestic production of premium ELS cotton in India (Thousand bales of 170 kg lint)	Import of premium ELS cotton in India (Thousand bales of 170 kg lint)	Total consumption of premium ELS cotton in India (Thousand bales of 170 kg lint)
2007-08	90.7	150.3	241.0
2008-09	81.6	50.2	131.8
2009-10	77.1	121.6	198.6
2010-11	99.7	68.1	167.9
2011-12	108.8	63.4	172.2
2012-13	95.2	83.6	178.8
2013-14	99.7	48.3	148.1
2014-15	104.3	63.5	167.7
2015-16	95.2	87.2	182.4
2016-17	81.6	190.2	271.8
2017-18	79.3	171.7	251.0
2018-19	65.7	174.3	240.1
2019-20	66.6	181.3	248.0
2020-21	99.7	290.6	390.3
2021-22	104.3	158.7	262.9
2022-23	106.5	204.0	310.5

mismatch in demand and supply. Due to this, India imports a small portion which is less than 10% of the country's total cotton consumption to fulfil specific requirements. These imports (Fig 1), primarily in the extra-long staple (ELS) category, come from the U.S.A., Egypt and other

countries to cater to the growing demand for high-quality finished products in both domestic and international markets.

The details of premium ELS cotton (≥ 35 mm staple length) produced in India and imported from other countries are presented in Table 1 as reported in "Global Agricultural Information Network (GAIN) Reports of the year 2009 -2024".

The widening gap between the domestic production and total consumption of premium ELS cotton in recent times is depicted in Fig 2.

**Fig 2. Gap between the domestic production and total consumption of premium ELS cotton in India***(to be continued...)**(The views expressed in this column are of the authors and not that of Cotton Association of India)*

CAI Decreases its Cotton Pressing Estimate for 2024-25 Season to 301.75 Lakh Bales

Cotton Association of India (CAI) has released its January estimate of the cotton pressing numbers for 2024-25 season, which began on 1st October 2024. Based on input received from the members of 11 cotton growing state associations and other trade sources, the Committee has reduced its cotton pressing estimate for 2024-25 season by 2.5 lakh bales to 301.75 lakh bales of 170 kgs. each (equivalent to 316.65 lakh running bales of 162 kgs. each) from its previous estimate of 304.25 lakh bales of 170 kgs. each (equivalent to 319.27 lakh running bales of 162 kgs. each). The State-wise break-up of the Cotton pressing numbers as well as Balance Sheet for the season with the corresponding data for the previous crop year are enclosed.

The total cotton supply till end of January 2025 is estimated at 234.26 lakh bales of 170 kgs. each (equivalent to 245.83 lakh running bales of 162 kgs. each) which consists of the pressings of 188.07 lakh bales of 170 kgs. each (equivalent to 197.36 lakh running bales of 162 kgs. each), imports of 16.00 lakh bales of 170 kgs. each (equivalent to 16.79 lakh running bales of 162 kgs. each) and the opening stock estimated by the CAI at 30.19 lakh bales of 170 kgs. each (equivalent to 31.68 lakh running bales of 162 kgs. each) at the beginning of the season.

Further, the CAI has estimated cotton consumption upto the end of January 2025 at 114.00 lakh bales of 170 kgs. each (equivalent to 119.63 lakh running bales of 162 kgs. each) while the export shipments upto 31st January 2025 are estimated by the CAI at 8.00 lakh bales of 170 kgs. each (equivalent to 8.40 lakh running bales of 162 kgs. each). Stock at the end of January 2025 is estimated at 112.26 lakh bales of 170 kgs. each (equivalent to 117.80 lakh running bales of 162 kgs. each) including 27.00 lakh bales of 170 kgs. each (equivalent to 28.33 lakh running bales of 162 kgs. each) with textile mills and the remaining 85.26 lakh bales of 170 kgs. each (equivalent to 89.47 lakh running bales of 162 kgs. each) with CCI, Maharashtra Federation and others (MNCs, traders, ginners, exporters etc.) including cotton sold but not delivered.

The CAI has decreased its total cotton supply till end of the cotton season 2024-25 (i.e. upto 30th September 2025) by 1.5 lakh bales to 357.94 lakh bales of 170 kgs. each (equivalent to 375.62 lakh running bales of 162 kgs. each) as against 359.44 lakh bales of 170 kgs. each (equivalent to 377.19 lakh running bales of 162 kgs. each) estimated previously. The total cotton supply consists of the opening stock of 30.19 lakh bales at the beginning of 2024-25 season on 1st October 2024, cotton pressing numbers estimated for the season at 301.75 lakh bales of 170 kgs. each (equivalent to 316.65 lakh running bales of 162 kgs. each) and imports for the season estimated at 26.00 lakh bales of 170 kgs. each (equivalent to 27.28 lakh running bales of 162 kgs. each). The cotton imports estimated by the CAI for the season are higher by 10.80 lakh bales of 170 kgs. each compared to last year.

The CAI has retained its domestic consumption at 315.00 lakh bales of 170 kgs. each (equivalent to 330.56 lakh running bales of 162 kgs. each) estimated previously. The exports for the season 2024-25 are estimated at 17.00 lakh bales of 170 kgs. each (equivalent to 17.84 lakh running bales of 162 kgs. each) as against 28.36 lakh bales of 170 kgs. each (equivalent to 29.76 lakh running bales of 162 kgs. each) estimated for 2023-24 season.

Salient Features of the CAI Crop Committee Meeting held on 13th February 2025

The Crop Committee of the Cotton Association of India (CAI) held its meeting on Thursday, the 13th February 2025 virtually, which was attended by 21 members representing various cotton growing regions of the country. Based on the input given by the representatives of each state association, the CAI Crop Committee has estimated total cotton pressing numbers for 2024-25 season and has also drawn cotton balance sheet for 2024-25 season.

The following are the salient features of the CAI crop report: -

1. Consumption

The CAI has maintained cotton consumption for 2024-25 season at 315 lakh bales of 170 kgs.

each (equivalent to 330.56 lakh running bales of 162 kgs. each) i.e. same as estimated previously.

Upto 31st January 2025, the consumption is estimated at 114.00 lakh bales of 170 kgs. each (equivalent to 119.63 lakh running bales of 162 kgs. each).

2. Cotton Pressing

As per the crop report submitted by upcountry associations and trade sources at the meeting of the CAI Crop Committee, cotton pressing estimate for 2024-25 season has been reduced by the committee by 2.5 lakh bales to 301.75 lakh bales of 170 kgs. each (equivalent to 316.65 lakh running bales of 162 kgs. each) from its previous estimate of 304.25 lakh bales of 170 kgs. each (equivalent to 319.27 lakh running bales of 162 kgs. each).

The changes made in the state-wise cotton pressing estimates compared to those estimated previously are given below: -

(In lakh bales of 170 kgs. each)

State	Increase (+) / Decrease (-)
Punjab	-0.25
Haryana	-1.20
Upper Rajasthan	-0.80
Lower Rajasthan	-0.25
North Zone	-2.50
Gujarat	-5.00
Telangana	+5.00
TOTAL	-2.50

CAI's Cotton Pressing Estimate for the Seasons 2024-25 and 2023-24

(in lakh bales of 170 kg.)

State	Pressing Estimate*				Pressed Cotton Bales as on 31st January 2025	
	2024-25		2023-24		2024-25	
	In running b/s of 162 Kgs. each	In lakh b/s of 170 Kgs. each	In running b/s of 162 Kgs. each	In lakh b/s of 170 Kgs. each	In running b/s of 162 Kgs. each	In lakh b/s of 170 Kgs. each
Punjab	1.57	1.50	3.83	3.65	1.14	1.09
Haryana	8.71	8.30	13.96	13.30	5.17	4.93
Upper Rajasthan	9.65	9.20	16.23	15.47	6.96	6.63
Lower Rajasthan	9.44	9.00	13.85	13.20	7.61	7.25
Total North Zone	29.38	28.00	47.87	45.62	20.88	19.90
Gujarat	78.70	75.00	94.97	90.50	39.73	37.86
Maharashtra	94.44	90.00	97.29	92.71	47.09	44.87
Madhya Pradesh	19.94	19.00	19.94	19.00	14.17	13.50
Total Central Zone	193.09	184.00	212.20	202.21	100.98	96.23
Telangana	49.32	47.00	36.73	35.00	43.65	41.60
Andhra Pradesh	11.54	11.00	13.64	13.00	8.40	8.00
Karnataka	24.14	23.00	22.67	21.60	18.99	18.10
Tamil Nadu	4.20	4.00	4.46	4.25	1.00	0.95
Total South Zone	89.20	85.00	77.50	73.85	72.04	68.65
Orissa	2.89	2.75	3.96	3.77	2.40	2.29
Others	2.10	2.00	2.10	2.00	1.05	1.00
Grand Total	316.65	301.75	343.62	327.45	197.36	188.07

* Including loose

The Committee members will have a close watch on the pressing numbers of cotton in the subsequent months and if any addition or reduction is required to be made in the pressing numbers, the same will be made in the CAI report.

3. Imports

The cotton imports for the season 2024-25 are now estimated at 26.00 lakh bales of 170 kgs. each (equivalent to 27.28 lakh running bales of 162 kgs. each) as against 25.00 lakh bales estimated previously. The cotton imports estimated by the CAI for the season are higher by 10.80 lakh bales of 170 kgs. each than 15.20 lakh bales of 170 kgs. each estimated for last year.

Upto 31st January 2025, about 16.00 lakh bales of 170 kgs. each (equivalent to 16.79 lakh running bales of 162 kgs. each) are estimated to have arrived the Indian Ports.

The Balance Sheet drawn by the Association for 2024-25 and 23-24 is reproduced below: -

(in lakh bales of 170 kg.)

Details	2024-25 (P)	2023-24 (P)
Opening Stock	30.19	28.90
Cotton Pressing	301.75	327.45
Imports	26.00	15.20
Total Supply	357.94	371.55
Non-MSME Consumption	203.00	201.00
MSME Consumption	96.00	96.00
Non-Textile Consumption	16.00	16.00
Total Domestic Demand	315.00	313.00
Available Surplus	42.94	58.55
Exports	17.00	28.36
Closing Stock	25.94	30.19

4. Exports

The cotton exports for the season 2024-25 are estimated at 17.00 lakh bales of 170 kgs. each (equivalent to 17.84 lakh running bales of 162 kgs. each) as against 18 lakh bales estimated previously. The cotton exports for 2024-25 crop year are estimated to be lower by 11.36 lakh bales of 170 kgs. each than 28.36 lakh bales of 170 kgs. each (equivalent to 29.76 lakh running bales of 162 kgs. each) estimated for the last season.

5. Closing Stock as at 30th September 2025

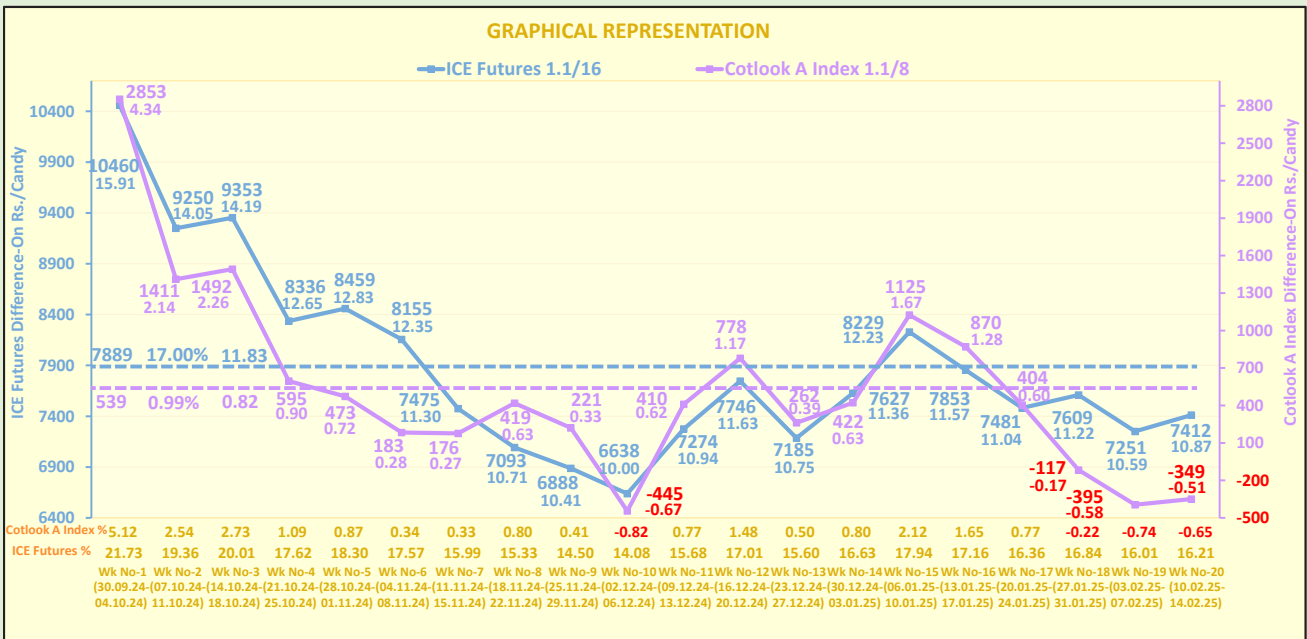
The closing stock at end of 2024-25 season on 30th September 2025 is estimated at 25.94 lakh bales of 170 kgs. each (equivalent to 27.22 lakh running bales of 162 kgs. each) as against 30.19 lakh bales of 170 kgs. each (equivalent to 31.68 lakh running bales of 162 kgs. each) in last year.

Balance Sheet of 4 months i.e. from 1.10.2024 to 31.01.2025 for the season 2024-25

Details	In lakh b/s of 170 kg.	In '000 Tons
Opening Stock as on 01.10.2024	30.19	513.23
Pressings upto 31.01.2025	188.07	3197.19
Imports upto 31.01.2025	16.00	272.00
Total available	234.26	3982.42
Consumption	114.00	1938.00
Export Shipments upto 31.01.2025	8.00	136.00
Stock with Mills	27.00	459.00
Stock with CCI, Maha Fedn., MNCs, Ginners, Traders & Exporters	85.26	1449.42
Total	234.26	3982.42

Basis Comparison of ICS 105 with ICE Futures and Cotlook A Index – 15th February 2025

SEASON 2024-2025											
Comparison M/M(P) ICS-105, Grade Fine, Staple 29mm, Mic. 3.7-4.9, Trash 3.5%, Str./GPT 28 with ICE Futures & Cotlook A Index											
Date 2024/2025	1 US \$ = Rs.	*CAI Rates Rs./c.	Indian Ctn in USc/lb.	ICE Settlement Futures 1.1/16 Mar.'24 USc/lb.	Difference-ON/OFF ICE Futures		%	Cotlook A Index M-1.1/8	Difference-ON/OFF Cotlook A Index		%
					USc/lb.	Rs./c			USc/lb.	Rs./c	
A	B	C	D	E	F	G	H	I	J	K	L
Cotton Year Week No-20th											
10 th Feb	87.48	52800	76.99	66.54	11.11	7615	16.70	77.05	-0.06	-41	-0.08
11 th Feb	86.83	53000	77.86	67.40	10.46	7121	15.52	78.05	-0.19	-129	-0.24
12 th Feb	86.89	53100	77.95	67.47	10.48	7139	15.53	78.85	-0.90	-613	-1.14
13 th Feb	86.90	53200	78.09	66.83	11.26	7671	16.85	79.10	-1.01	-688	-1.28
14 th Feb	86.83	53200	78.15	67.11	11.04	7515	16.45	78.55	-0.40	-272	-0.51
Weekly Avg.	86.99	53060	77.81	67.07	10.87	7412	16.21	78.32	-0.51	-349	-0.65
Weekly Averages											
Wk No-19th(03.02.25-07.02.25)	87.35	52540	76.72	66.14	10.59	7251	16.01	77.30	-0.58	-395	-0.74
Wk No-18th(27.01.25-31.01.25)	86.53	52800	77.83	66.61	11.22	7609	16.84	78.00	-0.17	-117	-0.22
Wk No-17th(20.01.25-24.01.25)	86.43	53220	78.54	67.50	11.04	7481	16.36	77.94	0.60	404	0.77
Wk No-16th(13.01.25-17.01.25)	86.55	53620	79.02	67.45	11.57	7853	17.16	77.74	1.28	870	1.65
Wk No-15th(06.01.25-10.01.25)	85.85	54120	80.41	68.19	12.23	8229	17.94	78.74	1.67	1125	2.12
Wk No-14th(30.12.24-03.01.25)	85.67	53500	79.66	68.30	11.36	7627	16.63	79.03	0.63	422	0.80
Wk No-13th(23.12.24-27.12.24)	85.27	53260	79.67	68.92	10.75	7185	15.60	79.28	0.39	262	0.50
Wk No-12th(16.12.24-20.12.24)	84.96	53280	79.99	68.36	11.63	7746	17.01	78.82	1.17	778	1.48
Wk No-11th(09.12.24-13.12.24)	84.82	53680	80.73	69.79	10.94	7274	15.68	80.11	0.62	410	0.77
Wk No-10th(02.12.24-06.12.24)	84.71	53820	81.04	71.04	10.00	6638	14.08	81.71	-0.67	-445	-0.82
Wk No-09th(25.11.24-29.11.24)	84.41	54380	82.17	71.77	10.41	6888	14.50	81.84	0.33	221	0.41
Wk No-08th(18.11.24-22.11.24)	84.44	53400	80.66	69.95	10.71	7093	15.33	80.03	0.63	419	0.80
Wk No-07th(11.11.24-15.11.24)	84.40	54300	82.07	70.77	11.30	7475	15.99	81.80	0.27	176	0.33
Wk No-06th(04.11.24-08.11.24)	84.24	54600	82.67	70.32 Dec.'24	12.35	8155	17.57	82.39	0.28	183	0.34
Wk No-05th(28.10.24-01.11.24)	84.08	54680	82.95	70.12 Dec.'24	12.83	8459	18.30	82.23	0.72	473	0.87
Wk No-04th(21.10.24-25.10.24)	84.07	55660	84.44	71.80 Dec.'24	12.65	8336	17.62	83.54	0.90	595	1.09
Wk No-03rd(14.10.24-18.10.24)	84.06	56100	85.12	70.93 Dec.'24	14.19	9353	20.01	82.86	2.26	1492	2.73
Wk No-02nd(07.10.24-11.10.24)	83.98	57040	86.63	72.58 Dec.'24	14.05	9250	19.36	84.49	2.14	1411	2.54
Wk No-01st(30.09.24-04.10.24)	83.86	58600	89.13	73.22 Dec.'24	15.91	10460	21.73	84.79	4.34	2853	5.12
Total Avg.	85.13	54283	81.36	69.54	11.83	7889	17.00	80.55	0.82	539	0.99



Note:- Weeks taken as per Cotton Year (October To September).

*CAI ICS 105 rates are Ex-Gin Mid. 1-5/32"

UPCOUNTRY SPOT RATES								(Rs./Qtl)					
Standard Descriptions with Basic Grade & Staple in Millimeters based on Upper Half Mean Length As per CAI By-laws								Spot Rate (Upcountry) 2023-24 Crop February 2025					
Sr. No.	Growth	Grade Standard	Grade	Staple	Micronaire	Gravimetric Trash	Strength /GPT	10th	11th	12th	13th	14th	15th
2	GUJ	ICS-102	Fine	22mm	4.0 – 6.0	13%	20	11107 (39500)	11248 (40000)	11304 (40200)	11304 (40200)	11332 (40300)	11332 (40300)
6	M/M(P)/ SA/TL/G	ICS-105	Fine	27mm	3.0 – 3.4	4%	25	-	-	-	-	-	-
7	M/M(P)/ SA/TL	ICS-105	Fine	27mm	3.5 – 4.9	3.5%	26	-	-	-	-	-	-
21	SA/TL/ K / TN/O	ICS-106	Fine	32mm	3.5 – 4.9	3%	31	-	-	-	-	-	-
								Spot Rate (Upcountry) 2024-25 Crop					
1	P/H/R	ICS-101	Fine	Below 22mm	5.0 – 7.0	4%	15	14201 (50500)	14032 (49900)	13919 (49500)	13919 (49500)	13638 (48500)	13694 (48700)
3	M/M (P)	ICS-104	Fine	23mm	4.5 – 7.0	4%	22	14060 (50000)	14088 (50100)	14116 (50200)	14144 (50300)	14144 (50300)	14144 (50300)
4	P/H/R (U)	ICS-202 (SG)	Fine	27mm	3.5 – 4.9	4.5%	26	14622 (52000)	14650 (52100)	14679 (52200)	14707 (52300)	14735 (52400)	14763 (52500)
5	P/H/R(U)	ICS-105	Fine	27mm	3.5 – 4.9	4%	26	14791 (52600)	14819 (52700)	14847 (52800)	14875 (52900)	14904 (53000)	14932 (53100)
8	P/H/R(U)	ICS-105	Fine	28mm	3.5 – 4.9	4%	27	14904 (53000)	14932 (53100)	14960 (53200)	14988 (53300)	15016 (53400)	15044 (53500)
9	M/M(P)	ICS-105	Fine	28mm	3.7 – 4.9	3.5%	27	14538 (51700)	14594 (51900)	14622 (52000)	14650 (52100)	14650 (52100)	14650 (52100)
10	SA/TL/K	ICS-105	Fine	28mm	3.7 – 4.9	3.5%	27	14538 (51700)	14594 (51900)	14622 (52000)	14650 (52100)	14650 (52100)	14650 (52100)
11	GUJ	ICS-105	Fine	28mm	3.7 – 4.9	3%	27	14650 (52100)	14707 (52300)	14735 (52400)	14791 (52600)	14819 (52700)	14819 (52700)
12	R(L)	ICS-105	Fine	28mm	3.7 – 4.9	3.5%	27	14763 (52500)	14791 (52600)	14819 (52700)	14847 (52800)	14875 (52900)	14875 (52900)
13	R(L)	ICS-105	Fine	29mm	3.7 – 4.9	3.5%	28	14904 (53000)	14960 (53200)	14988 (53300)	15016 (53400)	15044 (53500)	15044 (53500)
14	M/M(P)	ICS-105	Fine	29mm	3.7 – 4.9	3.5%	28	14847 (52800)	14904 (53000)	14932 (53100)	14960 (53200)	14960 (53200)	14960 (53200)
15	SA/TL/K	ICS-105	Fine	29mm	3.7 – 4.9	3%	28	14847 (52800)	14904 (53000)	14932 (53100)	14960 (53200)	14960 (53200)	14960 (53200)
16	GUJ	ICS-105	Fine	29mm	3.7 – 4.9	3%	28	14904 (53000)	14960 (53200)	14988 (53300)	15044 (53500)	15072 (53600)	15072 (53600)
17	M/M(P)	ICS-105	Fine	30mm	3.7 – 4.9	3%	29	15044 (53500)	15100 (53700)	15129 (53800)	15185 (54000)	15185 (54000)	15185 (54000)
18	SA/TL/K/O	ICS-105	Fine	30mm	3.7 – 4.9	3%	29	15072 (53600)	15129 (53800)	15157 (53900)	15213 (54100)	15213 (54100)	15213 (54100)
19	M/M(P)	ICS-105	Fine	31mm	3.7 – 4.9	3%	30	15382 (54700)	15438 (54900)	15466 (55000)	15466 (55000)	15466 (55000)	15466 (55000)
20	SA/TL/K/ TN/O	ICS-105	Fine	31mm	3.7 – 4.9	3%	30	15410 (54800)	15466 (55000)	15494 (55100)	15494 (55100)	15494 (55100)	15494 (55100)
22	M/M(P)	ICS-107	Fine	34mm	2.8 - 3.7	4%	33	21512 (76500)	21512 (76500)	21512 (76500)	21512 (76500)	21512 (76500)	21512 (76500)
23	K/TN	ICS-107	Fine	34mm	2.8 - 3.7	3.5%	34	22777 (81000)	22777 (81000)	22777 (81000)	22777 (81000)	22777 (81000)	22777 (81000)
24	M/M(P)	ICS-107	Fine	35mm	2.8 - 3.7	4%	35	22074 (78500)	22074 (78500)	22074 (78500)	22074 (78500)	22074 (78500)	22074 (78500)
25	K/TN	ICS-107	Fine	35mm	2.8 - 3.7	3.5%	35	23340 (83000)	23340 (83000)	23340 (83000)	23340 (83000)	23340 (83000)	23340 (83000)

Note: (Figures in bracket indicate prices in Rs./Candy)