Weekly Publication of

COTTON ASSOCIATION OF INDIA
Established 1921

# COTTON STATISTICS & NEWS

Edited & Published by Amar Singh

2026-27 • No. 30 • 24th November, 2026 Published every Tuesday

Cotton Exchange Building, 2nd Floor, Cotton Green, Mumbai - 400 033
Telephone: 8657442944/45/46/47/48 Email: cai@caionline.in
www.caionline.in



## PRESIDENT'S DESK

## Tips of Risk Management

**Risk of Two "Gs" -** Act of God and Government, which are most uncertain and beyond control

**Suggested Mitigation:**

a. Keep a close watch on weather forecast. Identify a weather market.

b. When the price levels in the market are exorbitantly high or low, reduce pace of business as such a situation is most likely to invite Government intervention.

## CAI Organises Webinar on Textile Statistical Returns System (TSRS)

On 19th November 2026, the Cotton Association of India (CAI) organised an informative and interactive webinar on the Textile Statistical Returns System (TSRS), with the objective of creating awareness about its importance and compliance requirements across the textile industry. The session covered the complete procedure for registration on the TSRS portal and the step-by-step process of filing Annual Statistical Returns (ASR) and Monthly Statistical Returns (MSR).

More than 50 participants attended the webinar and actively engaged in the discussion. A dedicated Question and Answer (Q&A) session was also conducted, providing participants with an opportunity to raise their queries, clarify doubts and gain a better understanding of the registration and return-filing procedures. The webinar proved to be a valuable knowledge-sharing initiative by CAI.

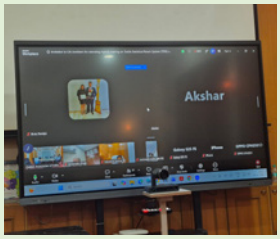





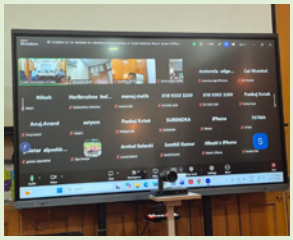



# Visit of Australian Delegates to the Cotton Association of India

On 17th November 2026, two Australian delegates , Mr. Adam Balcerak, Counsellor (Agriculture) and Ms. Sweta Prabhakar, Senior Research Officer (Agriculture), visited the historic heritage building of the Cotton Association of India (CAI), Mumbai. The visit aimed to explore opportunities for strengthening trade relations and fostering closer cooperation between India and Australia in the cotton and textile sectors. During their visit, the delegates explored the heritage building and learned about its historical significance. They also visited CAI's Cotton Testing Laboratory, where they were introduced to the laboratory's testing facilities and quality assessment procedures. The visit provided an opportunity to promote mutual understanding and strengthen bilateral trade ties.

















# Glimpses of Sneh Sammelan Organised on 16 November 2026



























COTTON ASSOCIATION OF INDIA
WISHES YOU
A HAPPY DIWALI
AND
PROSPEROUS NEW YEAR









# Basis Comparison of ICS 105 with ICE Futures – 21st November 2026

| COTTON ASSOCIATION OF INDIA<br>SEASON 2026-2027<br>Comparison M/M(P) ICS-105, Grade Fine, Staple 29mm, Mic. 3.7-4.9, Trash 3%, Str./GPT 28 with ICE Futures | | | | | | | |
|---|---|---|---|---|---|---|---|
| Date | CAI (₹ /Candy) | Conversion Rate (US$ = ₹) | CAI (USc/Ib.) | ICE Settlement Futures 1.1/16" Front Mth. Mar'27 (USc/lb.) | Difference-ON/OFF ICE Futures | | |
| | | | | | USc/Ib. | ₹ /Candy | % |
| A | B | C | D | E | F | G | H |
| Cotton Year Week No-8th | | | | | | | |
| 16th Nov 2026 | 66500 | 93.93 | 90.30 | 80.92 | 9.38 | 6908 | 11.59 |
| 17th Nov 2026 | 66300 | 93.47 | 90.47 | 81.40 | 9.07 | 6646 | 11.14 |
| 18th Nov 2026 | 66300 | 93.44 | 90.50 | 78.88 | 11.62 | 8512 | 14.73 |
| 19th Nov 2026 | 66000 | 93.29 | 90.24 | 79.51 | 10.73 | 7848 | 13.50 |
| 20th Nov 2026 | 66000 | 92.67 | 90.84 | 79.29 | 11.55 | 8391 | 14.57 |
| **Weekly Avg.** | **66220** | **93.36** | **90.47** | **80.00** | **10.47** | **7661** | **13.11** |
| | | | | | | | |
| **Total Average (Weeks 1-8...)** | **66365** | **94.97** | **89.14** | **79.52** | **9.63** | **7154** | **12.13** |

**Note:- Weeks taken as per Cotton Year (October To September).**

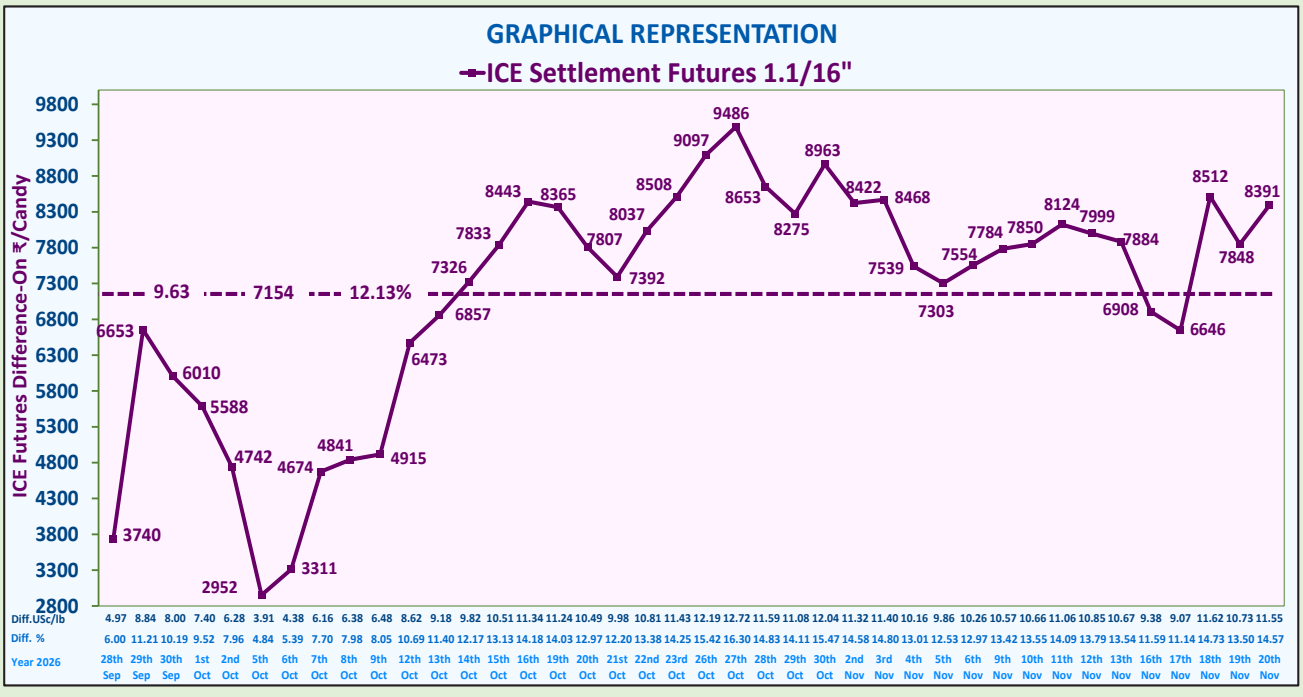

# Basis Comparison of ICS 105 with Cotlook A Index – 21st November 2026

| COTTON ASSOCIATION OF INDIA<br>SEASON 2026-2027<br>Comparison M/M(P) ICS-105, Grade Fine, Staple 29mm, Mic. 3.7-4.9, Trash 3%, Str./GPT 28 with Cotlook A Index | | | | | | | |
|---|---|---|---|---|---|---|---|
| Date | CAI (₹ /Candy) | Conversion Rate (US$ = ₹) | *CAI (USc/Ib.) | Cotlook A Index M-1.1/8" C & F FE Ports | Difference-ON/OFF Cotlook A Index | | |
| | | | | | USc/Ib. | ₹ /Candy | % |
| A | B | C | D | E | F | G | H |
| Cotton Year Week No-8th | | | | | | | |
| 16th Nov 2026 | 66500 | 93.93 | 90.50 | 91.05 | -0.55 | -405 | -0.60 |
| 17th Nov 2026 | 66300 | 93.47 | 90.67 | 89.30 | 1.37 | 1004 | 1.53 |
| 18th Nov 2026 | 66300 | 93.44 | 90.70 | 89.85 | 0.85 | 623 | 0.95 |
| 19th Nov 2026 | 66000 | 93.29 | 90.44 | 87.35 | 3.09 | 2260 | 3.54 |
| 20th Nov 2026 | 66000 | 92.67 | 91.04 | 88.00 | 3.04 | 2209 | 3.45 |
| **Weekly Avg.** | **66220** | **93.36** | **90.67** | **89.11** | **1.56** | **1138** | **1.77** |
| | | | | | | | |
| **Total Average (Weeks 1-8...)** | **66365** | **94.97** | **89.34** | **90.54** | **-1.20** | **-905** | **-1.31** |

**Note:- Weeks taken as per Cotton Year (October To September).**

***c20 added for Far East comparative rates.**

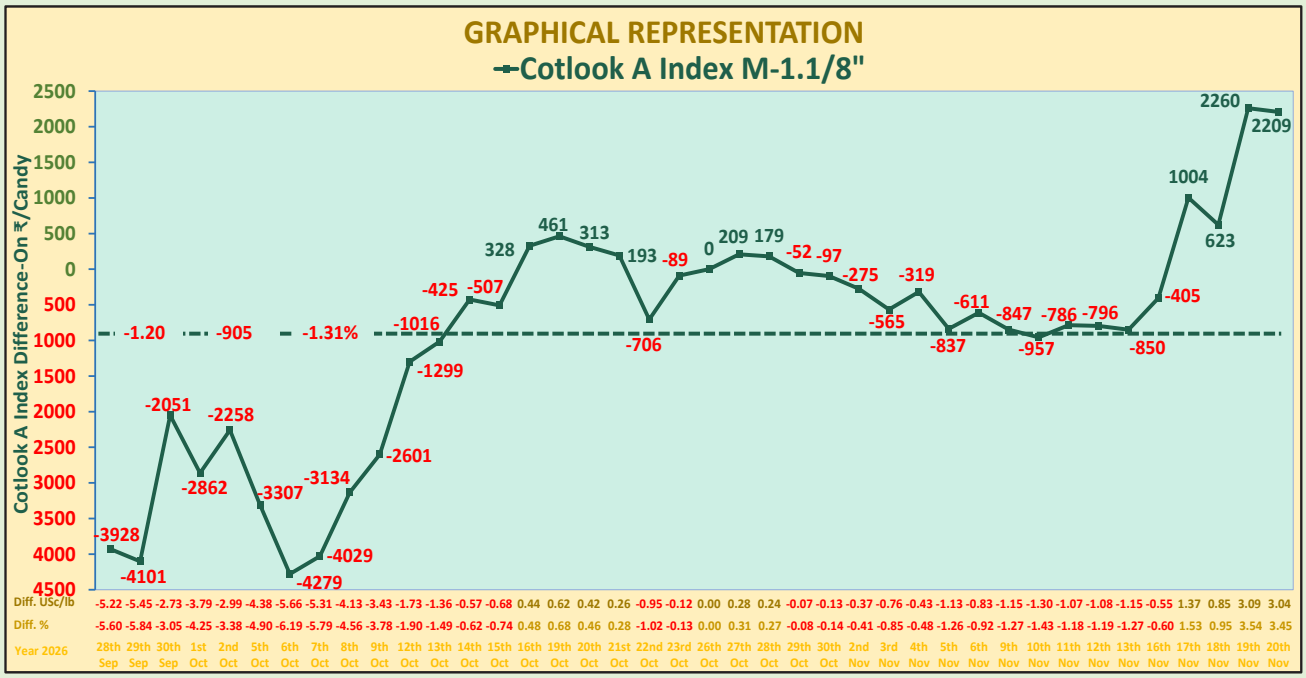

## UPCOUNTRY SPOT RATES

(Rs./Qtl)

| Standard Descriptions with Basic Grade & Staple in Millimeters based on Upper Half Mean Length As per CAI By-laws | | | | | | | | Spot Rate (Upcountry) 2025-26 Crop November 2026 | | | | | |
|---|---|---|---|---|---|---|---|---|---|---|---|---|---|
| Sr. No. | Growth | Grade Standard | Grade | Staple | Micronaire | Gravimetric Trash | Strength /GPT | 16th | 17th | 18th | 19th | 20th | 21st |
| 2 | GUJ | ICS-102 | Fine | 22mm | 4.0 – 6.0 | 15% | 20 | 113891 (49400) | 13863 (49300) | 13835 (49200) | 13779 (49000) | 13723 (48800) | 13723 (48800) |
| | | | | | | | | Spot Rate (Upcountry) 2026-27 Crop November 2026 | | | | | |
| Sr. No. | Growth | Grade Standard | Grade | Staple | Micronaire | Gravimetric Trash | Strength /GPT | 16th | 17th | 18th | 19th | 20th | 21st |
| 1 | P/H/R | ICS-101 | Fine | Below 22mm | 5.0 – 7.0 | 4% | 15 | 15550 (55300) | 15494 (55100) | 15494 (55100) | 15438 (54900) | 15466 (55000) | 15522 (55200) |
| 2 | GUJ | ICS-102 | Fine | 22mm | 4.0 – 6.0 | 15% | 20 | N.A. (N.A.) | N.A. (N.A.) | N.A. (N.A.) | N.A. (N.A.) | N.A. (N.A.) | N.A. (N.A.) |
| 3 | P/H/R(U) | ICS-105 | Fine | 27mm | 3.5 – 4.9 | 4% | 26 | 17912 (63700) | 17800 (63300) | 17800 (63300) | 17716 (63000) | 17744 (63100) | 17772 (63200) |
| 4 | M/M(P)/ SA/TL/GUJ | ICS-105 | Fine | 27mm | 3.0 – 3.4 | 4% | 25 | N.A. (N.A.) | N.A. (N.A.) | N.A. (N.A.) | N.A. (N.A.) | N.A. (N.A.) | N.A. (N.A.) |
| 5 | M/M(P)/ SA/TL | ICS-105 | Fine | 27mm | 3.5 – 4.9 | 3.5% | 26 | N.A. (N.A.) | N.A. (N.A.) | N.A. (N.A.) | N.A. (N.A.) | N.A. (N.A.) | N.A. (N.A.) |
| 6 | P/H/R(U) | ICS-105 | Fine | 28mm | 3.5 – 4.9 | 4% | 27 | 17997 (64000) | 17884 (63600) | 17884 (63600) | 17828 (63400) | 17856 (63500) | 17856 (63500) |
| 7 | M/M(P) | ICS-105 | Fine | 28mm | 3.7 – 4.9 | 3.5% | 27 | N.A. (N.A.) | N.A. (N.A.) | N.A. (N.A.) | N.A. (N.A.) | N.A. (N.A.) | N.A. (N.A.) |
| 8 | SA/TL/K | ICS-105 | Fine | 28mm | 3.7 – 4.9 | 3.5% | 27 | N.A. (N.A.) | N.A. (N.A.) | 17856 (63500) | 17772 (63200) | 17772 (63200) | 17772 (63200) |
| 9 | GUJ | ICS-105 | Fine | 28mm | 3.7 – 4.9 | 3.5% | 27 | N.A. (N.A.) | N.A. (N.A.) | N.A. (N.A.) | N.A. (N.A.) | N.A. (N.A.) | N.A. (N.A.) |
| 10 | R(L) | ICS-105 | Fine | 28mm | 3.7 – 4.9 | 4% | 27 | 17912 (63700) | 17800 (63300) | 17800 (63300) | 17744 (63100) | 17772 (63200) | 17828 (63400) |
| 11 | R(L) | ICS-105 | Fine | 29mm | 3.7 – 4.9 | 3.5% | 28 | 18756 (66700) | 18643 (66300) | 18643 (66300) | 18559 (66000) | 18587 (66100) | 18643 (66300) |
| 12 | M/M(P) | ICS-105 | Fine | 29mm | 3.7 – 4.9 | 3% | 28 | 18700 (66500) | 18643 (66300) | 18643 (66300) | 18559 (66000) | 18559 (66000) | 18559 (66000) |
| 13 | SA/TL/K | ICS-105 | Fine | 29mm | 3.7 – 4.9 | 3% | 28 | 18615 (66200) | 18615 (66200) | 18615 (66200) | 18503 (65800) | 18503 (65800) | 18531 (65900) |
| 14 | GUJ | ICS-105 | Fine | 29mm | 3.7 – 4.9 | 3% | 28 | 18700 (66500) | 18643 (66300) | 18643 (66300) | 18559 (66000) | 18559 (66000) | 18559 (66000) |
| 15 | M/M(P) | ICS-105 | Fine | 30mm | 3.7 – 4.9 | 3% | 29 | 18953 (67400) | 18897 (67200) | 18897 (67200) | 18784 (66800) | 18756 (66700) | 18756 (66700) |
| 16 | SA/TL/K/O | ICS-105 | Fine | 30mm | 3.7 – 4.9 | 3% | 29 | 18868 (67100) | 18868 (67100) | 18868 (67100) | 18784 (66800) | 18728 (66600) | 18756 (66700) |
| 17 | M/M(P) | ICS-105 | Fine | 31mm | 3.7 – 4.9 | 3% | 30 | 19150 (68100) | 19093 (67900) | 19093 (67900) | 19065 (67800) | 19009 (67600) | 19065 (67800) |
| 18 | SA/TL/K/ TN/O | ICS-105 | Fine | 31mm | 3.7 – 4.9 | 3% | 30 | N.A. (N.A.) | N.A. (N.A.) | N.A. (N.A.) | N.A. (N.A.) | N.A. (N.A.) | N.A. (N.A.) |
| 19 | SA/TL/K / TN/O | ICS-106 | Fine | 32mm | 3.5 – 4.9 | 3% | 31 | N.A. (N.A.) | N.A. (N.A.) | N.A. (N.A.) | N.A. (N.A.) | N.A. (N.A.) | N.A. (N.A.) |
| 20 | M/M(P) | ICS-107 | Fine | 34mm | 2.8 - 3.7 | 4% | 33 | N.A. (N.A.) | 25955 (92300) | 26011 (92500) | 26011 (92500) | 26011 (92500) | 26067 (92700) |
| 21 | K/TN | ICS-107 | Fine | 34mm | 2.8 - 3.7 | 3.5% | 34 | 26573 (94500) | 26573 (94500) | 26573 (94500) | 26573 (94500) | 26573 (94500) | 26630 (94700) |
| 22 | M/M(P) | ICS-107 | Fine | 35mm | 2.8 - 3.7 | 4% | 35 | N.A. (N.A.) | 26855 (95500) | 26995 (96000) | 26855 (95500) | 26855 (95500) | 26911 (95700) |
| 23 | K/TN | ICS-107 | Fine | 35mm | 2.8 - 3.7 | 3.5% | 35 | 26995 (96000) | 26995 (96000) | 27108 (96400) | 27108 (96400) | 27108 (96400) | 27164 (96600) |

*Note: a) P/H/R(U) ICS-202(SG) is lower by Rs.1000/- pc than Sr. No.3.*
*b) Figures in bracket indicate prices in Rs./Candy*

COTTON ASSOCIATION OF INDIA
Established 1921

Representing Indian Cotton Globally

# COTTON CONTAMINATION ESTIMATION LABORATORY






**Accurate Contamination Analysis for Quality Cotton and Better Returns**

We help ginners, traders, spinners and exporters ensure cleaner cotton, reduce quality claims and build trust in every bale.

**PRECISE ASSESSMENT** | **SCIENTIFIC TESTING** | **FAIR & IMPARTIAL**

**IMPROVE QUALITY** Reduce impurities for cleaner cotton and higher value

**REDUCE CLAIMS** Reliable analysis minimizes disputes and rejections

**BETTER YIELD** Cleaner cotton ensures less waste and better productivity

**BUILD TRUST** Transparent and impartial testing you can rely on

**GLOBAL CONFIDENCE** Meet international quality benchmarks with confidence




Cloth Pieces | Polypropylene | Strings | Dyed and white yarns | Plastics & Film | Jute & Yarn

**CONTACT**
**Mr. Sanket Shingote**
Lab Manager, CAI
**8691068976**

**COTTON ASSOCIATION OF INDIA**
Cotton Exchange Building,
2nd Floor, Cotton Green (East),
Mumbai 400033,
Maharashtra, INDIA

Email : laboratory.mb@caionline.in

Website : **www.caionline.in**

SCIENTIFIC TESTING | IMPARTIAL RESULTS | STRENGTHENING THE INDIAN COTTON INDUSTRY